

COLRUTY GROUP FUTURE (EFCH) - EUX/202501

2024/09/16 18:46:41

Price
43.2632 EURDifference  -2.23% (-0.99)

General attributes

| | |
|---------------|--------------------|
| Symbol | EFCHF25 |
| Exchange | Eurex |
| Currency | EUR |
| Security type | Future |
| Underlying | COLRUYT GROUP N.V. |
| Maturity | 01-2025 |
| Contract size | 100 |

Market data

| | |
|-------------------------|--------------------|
| Bid (Bid size) | - EUR (-) |
| Ask (Ask size) | - EUR (-) |
| Open | 43.2632 EUR |
| High | 43.2632 EUR |
| Low | 43.2632 EUR |
| Close (prev. day) | 44.2488 EUR |
| Underlying | COLRUYT GROUP N.V. |
| Underlying price (date) | 44.04 (24/09/17) |
| Settlement price (date) | 43.26 (24/09/16) |
| Open Interest | 0 |

Performance and Risk

| | 6m | 1y | 3y |
|-------------|--------|----|----|
| Perf (%) | -1.26% | - | - |
| Perf (abs.) | -0.55 | - | - |
| Beta | - | - | - |
| Volatility | 20.79 | - | - |

Futures and Options

| | |
|-----------------|---|
| Related Futures | - |
| Related Options | - |

5y













Information about previous performance does not guarantee future performance.
Source: FactSet

Price data

| | |
|---|-----------------|
| Ø price 5 days Ø volume 5 days (pcs.) | 44.4097 EUR (0) |
| Ø price 30 days Ø volume 30 days (pcs.) | 44.9727 EUR (0) |
| Ø price 100 days Ø volume 100 days (pcs.) | 44.7579 EUR (0) |
| Ø price 250 days Ø volume 250 days (pcs.) | - EUR (-) |
| YTD High date | - EUR (-) |
| YTD Low date | - EUR (-) |
| 52 Weeks High date | - EUR (-) |
| 52 Weeks Low date | - EUR (-) |

Recent Research

| on sector | | on market | |
|------------|---|---------------------------|---|
| Date | | Headline | Download |
| 2024/09/11 |  | Global Equity Ratings |  |
| 2024/09/11 |  | Aktienempfehlungen Global |  |
| 2024/09/05 |  | Global Equity Ratings |  |
| 2024/09/05 |  | Aktienempfehlungen Global |  |
| 2024/08/12 |  | Global Equity Ratings |  |