

COLRUTY GROUP FUTURE (EFCH) - EUX/202412

2024/09/18 18:40:35

Price
43.4571 EURDifference  1.02% (0.44)

General attributes

| | |
|---------------|--------------------|
| Symbol | EFCHZ24 |
| Exchange | Eurex |
| Currency | EUR |
| Security type | Future |
| Underlying | COLRUYT GROUP N.V. |
| Maturity | 12-2024 |
| Contract size | 100 |

Market data

| | |
|-------------------------|--------------------|
| Bid (Bid size) | - EUR (-) |
| Ask (Ask size) | - EUR (-) |
| Open | 43.4571 EUR |
| High | 43.4571 EUR |
| Low | 43.4571 EUR |
| Close (prev. day) | 43.0173 EUR |
| Underlying | COLRUYT GROUP N.V. |
| Underlying price (date) | 44.12 (24/09/18) |
| Settlement price (date) | 43.46 (24/09/18) |
| Open Interest | 2,000 |

Performance and Risk

| | 6m | 1y | 3y |
|-------------|--------|----|----|
| Perf (%) | -1.58% | - | - |
| Perf (abs.) | -0.69 | - | - |
| Beta | - | - | - |
| Volatility | 20.71 | - | - |

Futures and Options

| | |
|-----------------|---|
| Related Futures | - |
| Related Options | - |

5y













Information about previous performance does not guarantee future performance.
Source: FactSet

Price data

| | |
|---|-------------------|
| Ø price 5 days Ø volume 5 days (pcs.) | 43.6417 EUR (400) |
| Ø price 30 days Ø volume 30 days (pcs.) | 44.8566 EUR (67) |
| Ø price 100 days Ø volume 100 days (pcs.) | 44.6221 EUR (20) |
| Ø price 250 days Ø volume 250 days (pcs.) | - EUR (-) |
| YTD High date | - EUR (-) |
| YTD Low date | - EUR (-) |
| 52 Weeks High date | - EUR (-) |
| 52 Weeks Low date | - EUR (-) |

Recent Research

| on sector | | on market | |
|------------|---|---------------------------|---|
| Date | | Headline | Download |
| 2024/09/11 |  | Global Equity Ratings |  |
| 2024/09/11 |  | Aktienempfehlungen Global |  |
| 2024/09/05 |  | Global Equity Ratings |  |
| 2024/09/05 |  | Aktienempfehlungen Global |  |
| 2024/08/12 |  | Global Equity Ratings |  |