

## COLRUTY GROUP FUTURE (EFCH) - EUX/202412

2024/09/18 18:40:35

Price  
**43.4571** EURDifference  1.02% (0.44)

## General attributes

Symbol	EFCHZ24
Exchange	Eurex
Currency	EUR
Security type	Future
Underlying	COLRUYT GROUP N.V.
Maturity	12-2024
Contract size	100

## Market data

Bid (Bid size)	- EUR (-)
Ask (Ask size)	- EUR (-)
Open	43.4571 EUR
High	43.4571 EUR
Low	43.4571 EUR
Close (prev. day)	43.0173 EUR
Underlying	COLRUYT GROUP N.V.
Underlying price (date)	44.12 (24/09/18)
Settlement price (date)	43.46 (24/09/18)
Open Interest	2,000

## Performance and Risk

	6m	1y	3y
Perf (%)	-1.58%	-	-
Perf (abs.)	-0.69	-	-
Beta	-	-	-
Volatility	20.71	-	-

## Futures and Options

Related Futures	-
Related Options	-

5y












Information about previous performance does not guarantee future performance.  
Source: FactSet

## Price data

Ø price 5 days   Ø volume 5 days (pcs.)	43.6417 EUR (400)
Ø price 30 days   Ø volume 30 days (pcs.)	44.8566 EUR (67)
Ø price 100 days   Ø volume 100 days (pcs.)	44.6221 EUR (20)
Ø price 250 days   Ø volume 250 days (pcs.)	- EUR (-)
YTD High   date	- EUR (-)
YTD Low   date	- EUR (-)
52 Weeks High   date	- EUR (-)
52 Weeks Low   date	- EUR (-)

## Recent Research

on sector		on market	
Date		Headline	Download
2024/09/11		Global Equity Ratings	
2024/09/11		Aktienempfehlungen Global	
2024/09/05		Global Equity Ratings	
2024/09/05		Aktienempfehlungen Global	
2024/08/12		Global Equity Ratings	