

COLRUTY GROUP FUTURE (EFCH) - EUX/202410

2024/09/18 18:40:35

Price
43.1747 EURDifference  1.02% (0.44)

General attributes

Symbol	EFCHV24
Exchange	Eurex
Currency	EUR
Security type	Future
Underlying	COLRUYT GROUP N.V.
Maturity	10-2024
Contract size	100

Market data

Bid (Bid size)	- EUR (-)
Ask (Ask size)	- EUR (-)
Open	43.1747 EUR
High	43.1747 EUR
Low	43.1747 EUR
Close (prev. day)	42.7379 EUR
Underlying	COLRUYT GROUP N.V.
Underlying price (date)	44.12 (24/09/18)
Settlement price (date)	43.17 (24/09/18)
Open Interest	0

Performance and Risk

	6m	1y	3y
Perf (%)	-1.65%	-	-
Perf (abs.)	-0.72	-	-
Beta	-	-	-
Volatility	20.71	-	-

Futures and Options

Related Futures	-
Related Options	-












Information about previous performance does not guarantee future performance.
Source: FactSet

Price data

Ø price 5 days Ø volume 5 days (pcs.)	43.3589 EUR (0)
Ø price 30 days Ø volume 30 days (pcs.)	44.5688 EUR (0)
Ø price 100 days Ø volume 100 days (pcs.)	44.3297 EUR (0)
Ø price 250 days Ø volume 250 days (pcs.)	- EUR (-)
YTD High date	- EUR (-)
YTD Low date	- EUR (-)
52 Weeks High date	- EUR (-)
52 Weeks Low date	- EUR (-)

Recent Research

on sector		on market	
Date		Headline	Download
2024/09/11		Global Equity Ratings	
2024/09/11		Aktienempfehlungen Global	
2024/09/05		Global Equity Ratings	
2024/09/05		Aktienempfehlungen Global	
2024/08/12		Global Equity Ratings	