

COLRUTY GROUP FUTURE (EFCH) - EUX/202410

2024/07/22 18:34:53

Price
45.0552 EURDifference  0.69% (0.31)

General attributes

Symbol	EFCHV24
Exchange	Eurex
Currency	EUR
Security type	Future
Underlying	COLRUYT GROUP N.V.
Maturity	10-2024
Contract size	100

Market data

Bid (Bid size)	- EUR (-)
Ask (Ask size)	- EUR (-)
Open	45.0552 EUR
High	45.0552 EUR
Low	45.0552 EUR
Close (prev. day)	44.7472 EUR
Underlying	COLRUYT GROUP N.V.
Underlying price (date)	45.74 (24/07/23)
Settlement price (date)	45.06 (24/07/22)
Open Interest	0

Performance and Risk

	6m	1y	3y
Perf (%)	-	-	-
Perf (abs.)	-	-	-
Beta	-	-	-
Volatility	-	-	-

Futures and Options

Related Futures	-
Related Options	-












Information about previous performance does not guarantee future performance.
Source: FactSet

Price data

Ø price 5 days Ø volume 5 days (pcs.)	44.7987 EUR (0)
Ø price 30 days Ø volume 30 days (pcs.)	44.1347 EUR (0)
Ø price 100 days Ø volume 100 days (pcs.)	43.4716 EUR (0)
Ø price 250 days Ø volume 250 days (pcs.)	- EUR (-)
YTD High date	- EUR (-)
YTD Low date	- EUR (-)
52 Weeks High date	- EUR (-)
52 Weeks Low date	- EUR (-)

Recent Research

on sector		on market	
Date		Headline	Download
2024/07/15		Aktienempfehlungen Global	
2024/07/12		Global Equity Ratings	
2024/06/21		Equity Weekly	
2024/06/21		Global Equity Ratings	
2024/06/21		Aktienempfehlungen Global	