

## COLRUTY GROUP FUTURE (EFCH) - EUX/202407

2024/07/18 18:33:52

Price  
**45.7251** EURDifference  0.47% (0.22)

## General attributes

Symbol	EFCHN24
Exchange	Eurex
Currency	EUR
Security type	Future
Underlying	COLRUYT GROUP N.V.
Maturity	07-2024
Contract size	100

## Market data

Bid (Bid size)	- EUR (-)
Ask (Ask size)	- EUR (-)
Open	45.7251 EUR
High	45.7251 EUR
Low	45.7251 EUR
Close (prev. day)	45.5101 EUR
Underlying	COLRUYT GROUP N.V.
Underlying price (date)	45.72 (24/07/18)
Settlement price (date)	45.73 (24/07/18)
Open Interest	0

## Performance and Risk

	6m	1y	3y
Perf (%)	-	-	-
Perf (abs.)	-	-	-
Beta	-	-	-
Volatility	-	-	-

## Futures and Options

Related Futures	-
Related Options	-












5y

Information about previous performance does not guarantee future performance.  
Source: FactSet

## Price data

Ø price 5 days   Ø volume 5 days (pcs.)	45.3120 EUR (0)
Ø price 30 days   Ø volume 30 days (pcs.)	44.9845 EUR (0)
Ø price 100 days   Ø volume 100 days (pcs.)	43.8924 EUR (0)
Ø price 250 days   Ø volume 250 days (pcs.)	- EUR (-)
YTD High   date	- EUR (-)
YTD Low   date	- EUR (-)
52 Weeks High   date	- EUR (-)
52 Weeks Low   date	- EUR (-)

## Recent Research

on sector		on market	
Date		Headline	Download
2024/07/15		Aktienempfehlungen Global	
2024/07/12		Global Equity Ratings	
2024/06/21		Equity Weekly	
2024/06/21		Global Equity Ratings	
2024/06/21		Aktienempfehlungen Global	