

COLRUTY GROUP FUTURE (EFCH) - EUX/202407

2024/06/25 19:05:22

Price
45.019 EURDifference  -0.01% (-0.01)

General attributes

Symbol	EFCHN24
Exchange	Eurex
Currency	EUR
Security type	Future
Underlying	COLRUYT GROUP N.V.
Maturity	07-2024
Contract size	100

Market data

Bid (Bid size)	- EUR (-)
Ask (Ask size)	- EUR (-)
Open	45.019 EUR
High	45.019 EUR
Low	45.019 EUR
Close (prev. day)	45.024 EUR
Underlying	COLRUYT GROUP N.V.
Underlying price (date)	44.90 (24/06/25)
Settlement price (date)	45.02 (24/06/25)
Open Interest	0

Performance and Risk

	6m	1y	3y
Perf (%)	-	-	-
Perf (abs.)	-	-	-
Beta	-	-	-
Volatility	-	-	-

Futures and Options

Related Futures	-
Related Options	-

5y












Information about previous performance does not guarantee future performance.
Source: FactSet

Price data

Ø price 5 days Ø volume 5 days (pcs.)	44.100 EUR (0)
Ø price 30 days Ø volume 30 days (pcs.)	45.306 EUR (0)
Ø price 100 days Ø volume 100 days (pcs.)	- EUR (-)
Ø price 250 days Ø volume 250 days (pcs.)	- EUR (-)
YTD High date	- EUR (-)
YTD Low date	- EUR (-)
52 Weeks High date	- EUR (-)
52 Weeks Low date	- EUR (-)

Recent Research

on sector		on market	
Date		Headline	Download
2024/06/21		Equity Weekly	
2024/06/21		Global Equity Ratings	
2024/06/21		Aktienempfehlungen Global	
2024/06/14		Global Equity Ratings	
2024/06/14		Aktienempfehlungen Global	