

## COLRUTY GROUP FUTURE (EFCH) - EUX/202407

2024/05/13 18:36:46

Price  
**43.5694** EURDifference  1.28% (0.55)

## General attributes

Symbol	EFCHN24
Exchange	Eurex
Currency	EUR
Security type	Future
Underlying	COLRUYT GROUP N.V.
Maturity	07-2024
Contract size	100

## Market data

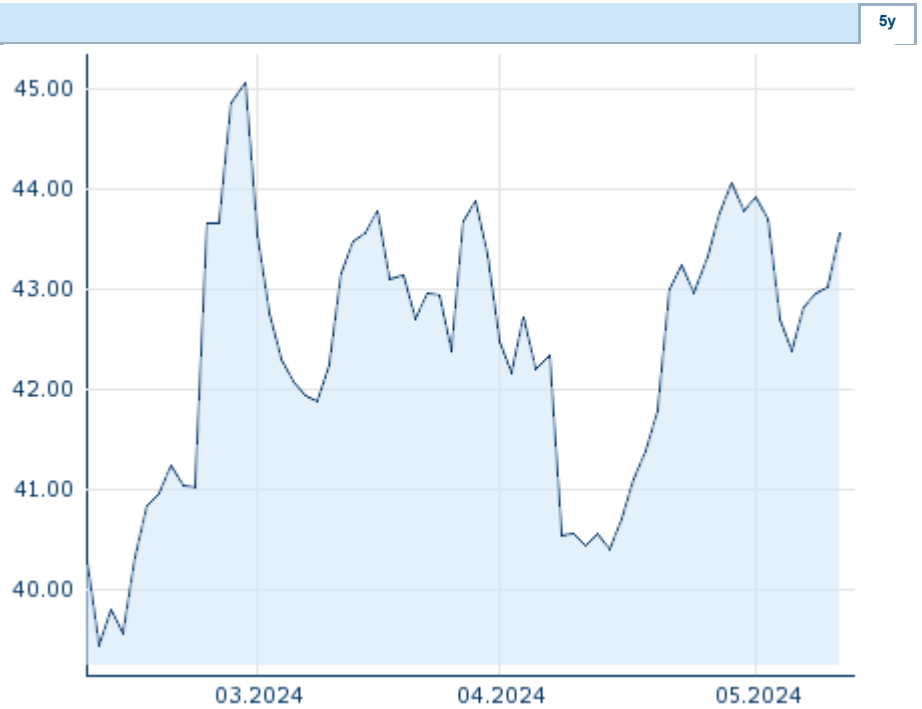
Bid (Bid size)	- EUR (-)
Ask (Ask size)	- EUR (-)
Open	43.5694 EUR
High	43.5694 EUR
Low	43.5694 EUR
Close (prev. day)	43.0198 EUR
Underlying	COLRUYT GROUP N.V.
Underlying price (date)	43.26 (24/05/13)
Settlement price (date)	43.57 (24/05/13)
Open Interest	0

## Performance and Risk

	6m	1y	3y
Perf (%)	-	-	-
Perf (abs.)	-	-	-
Beta	-	-	-
Volatility	-	-	-

## Futures and Options

Related Futures	-
Related Options	-












Information about previous performance does not guarantee future performance.  
Source: FactSet

## Price data

Ø price 5 days   Ø volume 5 days (pcs.)	42.9536 EUR (0)
Ø price 30 days   Ø volume 30 days (pcs.)	42.4039 EUR (0)
Ø price 100 days   Ø volume 100 days (pcs.)	- EUR (-)
Ø price 250 days   Ø volume 250 days (pcs.)	- EUR (-)
YTD High   date	- EUR (-)
YTD Low   date	- EUR (-)
52 Weeks High   date	- EUR (-)
52 Weeks Low   date	- EUR (-)

## Recent Research

on sector		on market	
Date		Headline	Download
2024/04/26		Global Equity Ratings	
2024/04/26		Aktienempfehlungen Global	
2024/04/03		Global Equity Ratings	
2024/04/03		Aktienempfehlungen Global	
2024/03/13		Global Equity Ratings	