

NOVARTIS AG FUTURE (NOVH) - EUX/202502

2024/07/16 18:50:44

Price
99.5664 CHF

Difference  -0.20% (-0.20)

General attributes

Symbol	NOVHG25
Exchange	Eurex
Currency	CHF
Security type	Future
Underlying	NOVARTIS AG
Maturity	02-2025
Contract size	100

Market data

Bid (Bid size)	- CHF (-)
Ask (Ask size)	- CHF (-)
Open	99.5664 CHF
High	99.5664 CHF
Low	99.5664 CHF
Close (prev. day)	99.7709 CHF
Underlying	NOVARTIS AG
Underlying price (date)	98.90 (24/07/16)
Settlement price (date)	99.57 (24/07/16)
Open Interest	0

Performance and Risk

	6m	1y	3y
Perf (%)	-	-	-
Perf (abs.)	-	-	-
Beta	-	-	-
Volatility	-	-	-

Futures and Options

Related Futures	-
Related Options	-

5y












Information about previous performance does not guarantee future performance.
Source: FactSet

Price data

Ø price 5 days Ø volume 5 days (pcs.)	99.4596 CHF (0)
Ø price 30 days Ø volume 30 days (pcs.)	96.5118 CHF (0)
Ø price 100 days Ø volume 100 days (pcs.)	91.6843 CHF (0)
Ø price 250 days Ø volume 250 days (pcs.)	- CHF (-)
YTD High date	- CHF (-)
YTD Low date	- CHF (-)
52 Weeks High date	- CHF (-)
52 Weeks Low date	- CHF (-)

Recent Research

on underlying	on sector	on market	
Date		Headline	Download
2024/07/15		Aktienempfehlungen Global	
2024/07/12		Global Equity Ratings	
2024/06/21		Global Equity Ratings	
2024/06/21		Aktienempfehlungen Global	
2024/06/14		Global Equity Ratings	