

# NOVARTIS AG FUTURE (NOVH) - EUX/202502

2024/05/10 18:29:41

**Price**  
**93.2332** CHF  
 Difference  1.97% (1.80)

**General attributes**

Symbol	NOVHG25
Exchange	Eurex
Currency	CHF
Security type	Future
Underlying	NOVARTIS AG
Maturity	02-2025
Contract size	100

**Market data**

Bid (Bid size)	- CHF (-)
Ask (Ask size)	- CHF (-)
Open	93.2332 CHF
High	93.2332 CHF
Low	93.2332 CHF
Close (prev. day)	91.4299 CHF
Underlying	NOVARTIS AG
Underlying price (date)	92.32 (24/05/10)
Settlement price (date)	93.23 (24/05/10)
Open Interest	0

**Performance and Risk**

	6m	1y	3y
Perf (%)	-	-	-
Perf (abs.)	-	-	-
Beta	-	-	-
Volatility	-	-	-

**Futures and Options**

Related Futures	-
Related Options	-

5y












Information about previous performance does not guarantee future performance.  
 Source: FactSet

**Price data**

Ø price 5 days   Ø volume 5 days (pcs.)	91.1467 CHF (0)
Ø price 30 days   Ø volume 30 days (pcs.)	88.5072 CHF (0)
Ø price 100 days   Ø volume 100 days (pcs.)	- CHF (-)
Ø price 250 days   Ø volume 250 days (pcs.)	- CHF (-)
YTD High   date	- CHF (-)
YTD Low   date	- CHF (-)
52 Weeks High   date	- CHF (-)
52 Weeks Low   date	- CHF (-)

**Recent Research**

on underlying	on sector	on market	
Date		Headline	Download
2024/04/26		Global Equity Ratings	
2024/04/26		Aktienempfehlungen Global	
2024/04/03		Global Equity Ratings	
2024/04/03		Aktienempfehlungen Global	
2024/03/13		Global Equity Ratings	