

APPLE INC. FUTURE (AAPH) - EUX/202502

2024/09/16 18:46:33

Price
219.6532 USD

Difference  -3.61% (-8.24)

General attributes

Symbol	AAPHG25
Exchange	Eurex
Currency	USD
Security type	Future
Underlying	APPLE INC
Maturity	02-2025
Contract size	100

Market data

Bid (Bid size)	- USD (-)
Ask (Ask size)	- USD (-)
Open	219.6532 USD
High	219.6532 USD
Low	219.6532 USD
Close (prev. day)	227.8909 USD
Underlying	APPLE INC
Underlying price (date)	216.32 (24/09/16)
Settlement price (date)	219.65 (24/09/16)
Open Interest	0

Performance and Risk

	6m	1y	3y
Perf (%)	+22.84%	-	-
Perf (abs.)	+40.84	-	-
Beta	-	-	-
Volatility	26.96	-	-

Futures and Options

Related Futures	-
Related Options	-












Information about previous performance does not guarantee future performance.
Source: FactSet

Price data

Ø price 5 days Ø volume 5 days (pcs.)	224.4850 USD (0)
Ø price 30 days Ø volume 30 days (pcs.)	227.0846 USD (0)
Ø price 100 days Ø volume 100 days (pcs.)	217.1812 USD (0)
Ø price 250 days Ø volume 250 days (pcs.)	- USD (-)
YTD High date	- USD (-)
YTD Low date	- USD (-)
52 Weeks High date	- USD (-)
52 Weeks Low date	- USD (-)

Recent Research

on underlying	on sector	on market	
Date		Headline	Download
2024/09/11		Global Equity Ratings	
2024/09/11		Aktienempfehlungen Global	
2024/09/05		Global Equity Ratings	
2024/09/05		Aktienempfehlungen Global	
2024/08/12		Global Equity Ratings	