

NVIDIA CORP. FUTURE (NVDF) - EUX/202502

2024/05/20 19:00:56

Price
980.7164 USD

Difference  0.82% (8.02)

General attributes

Symbol	NVDFG25
Exchange	Eurex
Currency	USD
Security type	Future
Underlying	NVIDIA CORP.
Maturity	02-2025
Contract size	100

Market data

Bid (Bid size)	- USD (-)
Ask (Ask size)	- USD (-)
Open	980.7164 USD
High	980.7164 USD
Low	980.7164 USD
Close (prev. day)	972.701 USD
Underlying	NVIDIA CORP.
Underlying price (date)	947.80 (24/05/20)
Settlement price (date)	980.72 (24/05/20)
Open Interest	0

Performance and Risk

	6m	1y	3y
Perf (%)	-	-	-
Perf (abs.)	-	-	-
Beta	-	-	-
Volatility	-	-	-

Futures and Options

Related Futures	-
Related Options	-












5y

Information about previous performance does not guarantee future performance.
Source: FactSet

Price data

Ø price 5 days Ø volume 5 days (pcs.)	976.0043 USD (0)
Ø price 30 days Ø volume 30 days (pcs.)	917.4852 USD (0)
Ø price 100 days Ø volume 100 days (pcs.)	- USD (-)
Ø price 250 days Ø volume 250 days (pcs.)	- USD (-)
YTD High date	- USD (-)
YTD Low date	- USD (-)
52 Weeks High date	- USD (-)
52 Weeks Low date	- USD (-)

Recent Research

on underlying on sector on market			
Date		Headline	Download
2024/04/26		Global Equity Ratings	
2024/04/26		Aktienempfehlungen Global	
2024/04/03		Global Equity Ratings	
2024/04/03		Aktienempfehlungen Global	
2024/03/13		Global Equity Ratings	