

# NVIDIA CORP. FUTURE (NVDF) - EUX/202502

2024/05/09 19:03:58

Price  
**931.0024** USD

Difference  -0.70% (-6.61)

### General attributes

Symbol	NVDFG25
Exchange	Eurex
Currency	USD
Security type	Future
Underlying	NVIDIA CORP.
Maturity	02-2025
Contract size	100

### Market data

Bid (Bid size)	- USD (-)
Ask (Ask size)	- USD (-)
Open	931.0024 USD
High	931.0024 USD
Low	931.0024 USD
Close (prev. day)	937.6091 USD
Underlying	NVIDIA CORP.
Underlying price (date)	889.45 (24/05/09)
Settlement price (date)	931.00 (24/05/09)
Open Interest	0

### Performance and Risk

	6m	1y	3y
Perf (%)	-	-	-
Perf (abs.)	-	-	-
Beta	-	-	-
Volatility	-	-	-

### Futures and Options

Related Futures	-
Related Options	-












5y

Information about previous performance does not guarantee future performance.  
Source: FactSet

### Price data

Ø price 5 days   Ø volume 5 days (pcs.)	930.2156 USD (0)
Ø price 30 days   Ø volume 30 days (pcs.)	915.3873 USD (0)
Ø price 100 days   Ø volume 100 days (pcs.)	- USD (-)
Ø price 250 days   Ø volume 250 days (pcs.)	- USD (-)
YTD High   date	- USD (-)
YTD Low   date	- USD (-)
52 Weeks High   date	- USD (-)
52 Weeks Low   date	- USD (-)

### Recent Research

Date	on underlying	on sector	on market	Headline	Download
2024/04/26				Global Equity Ratings	
2024/04/26				Aktienempfehlungen Global	
2024/04/03				Global Equity Ratings	
2024/04/03				Aktienempfehlungen Global	
2024/03/13				Global Equity Ratings	