

# METLIFE INC. FUTURE (METF) - EUX/202502

2024/07/26 18:35:34

**Price**  
**76.7431** USD

**Difference**  **-0.51% (-0.40)**

### General attributes

|               |              |
|---------------|--------------|
| Symbol        | METFG25      |
| Exchange      | Eurex        |
| Currency      | USD          |
| Security type | Future       |
| Underlying    | METLIFE INC. |
| Maturity      | 02-2025      |
| Contract size | 100          |

### Market data

|                         |                  |
|-------------------------|------------------|
| Bid (Bid size)          | - USD (-)        |
| Ask (Ask size)          | - USD (-)        |
| Open                    | 76.7431 USD      |
| High                    | 76.7431 USD      |
| Low                     | 76.7431 USD      |
| Close (prev. day)       | 77.1382 USD      |
| Underlying              | METLIFE INC.     |
| Underlying price (date) | 76.00 (24/07/26) |
| Settlement price (date) | 76.74 (24/07/26) |
| Open Interest           | 0                |

### Performance and Risk

|             | 6m     | 1y | 3y |
|-------------|--------|----|----|
| Perf (%)    | +6.66% | -  | -  |
| Perf (abs.) | +4.79  | -  | -  |
| Beta        | -      | -  | -  |
| Volatility  | 20.85  | -  | -  |

### Futures and Options

|                 |   |
|-----------------|---|
| Related Futures | - |
| Related Options | - |













Information about previous performance does not guarantee future performance.  
Source: FactSet

### Price data

|   |                 |
|---|-----------------|
| Ø price 5 days   Ø volume 5 days (pcs.)     | 76.3225 USD (0) |
| Ø price 30 days   Ø volume 30 days (pcs.)   | 73.1514 USD (0) |
| Ø price 100 days   Ø volume 100 days (pcs.) | 73.0853 USD (0) |
| Ø price 250 days   Ø volume 250 days (pcs.) | - USD (-)       |
| YTD High   date                             | - USD (-)       |
| YTD Low   date                              | - USD (-)       |
| 52 Weeks High   date                        | - USD (-)       |
| 52 Weeks Low   date                         | - USD (-)       |

### Recent Research

| on sector  |   | on market                 |   |
|------------|---|---------------------------|---|
| Date       |   | Headline                  | Download  |
| 2024/07/24 |  | Global Equity Ratings     |  |
| 2024/07/24 |  | Aktienempfehlungen Global |  |
| 2024/07/19 |  | Equity Weekly             |  |
| 2024/07/15 |  | Aktienempfehlungen Global |  |
| 2024/07/12 |  | Global Equity Ratings     |  |