

IMCD N.V. FUTURE (IMCF) - EUX/202502

2024/04/26 18:31:31

Price
144.2085 EUR

Difference  -4.97% (-7.54)

General attributes

| | |
|---------------|-----------|
| Symbol | IMCFG25 |
| Exchange | Eurex |
| Currency | EUR |
| Security type | Future |
| Underlying | IMCD N.V. |
| Maturity | 02-2025 |
| Contract size | 100 |

Market data

| | |
|-------------------------|-------------------|
| Bid (Bid size) | - EUR (-) |
| Ask (Ask size) | - EUR (-) |
| Open | 144.2085 EUR |
| High | 144.2085 EUR |
| Low | 144.2085 EUR |
| Close (prev. day) | 151.7505 EUR |
| Underlying | IMCD N.V. |
| Underlying price (date) | 141.70 (24/04/26) |
| Settlement price (date) | 144.21 (24/04/26) |
| Open Interest | 0 |

Performance and Risk

| | 6m | 1y | 3y |
|-------------|----|----|----|
| Perf (%) | - | - | - |
| Perf (abs.) | - | - | - |
| Beta | - | - | - |
| Volatility | - | - | - |

Futures and Options

| | |
|-----------------|---|
| Related Futures | - |
| Related Options | - |

5y






Information about previous performance does not guarantee future performance.
Source: FactSet

Price data

| | |
|---|------------------|
| Ø price 5 days Ø volume 5 days (pcs.) | 152.3943 EUR (0) |
| Ø price 30 days Ø volume 30 days (pcs.) | 160.8347 EUR (0) |
| Ø price 100 days Ø volume 100 days (pcs.) | - EUR (-) |
| Ø price 250 days Ø volume 250 days (pcs.) | - EUR (-) |
| YTD High date | - EUR (-) |
| YTD Low date | - EUR (-) |
| 52 Weeks High date | - EUR (-) |
| 52 Weeks Low date | - EUR (-) |

Recent Research

| on sector | | on market | |
|------------|---|-------------------------------|---|
| Date | | Headline | Download |
| 2024/04/26 |  | Global Equity Ratings |  |
| 2024/04/26 |  | Aktienempfehlungen Global |  |
| 2024/04/15 |  | Aktienempfehlungen Österreich |  |
| 2024/04/03 |  | Global Equity Ratings |  |
| 2024/04/03 |  | Aktienempfehlungen Global |  |