

# SAP SE STOCK TRACKING FUTURE (1SAP) - EUX/202502

2024/06/07 18:48:41	
<b>Price</b>	<b>182.43</b> EUR
<b>Difference</b>	 -0.01% (-0.02)
<b>General attributes</b>	
Symbol	1SAPG25
Exchange	Eurex
Currency	EUR
Security type	Future
Underlying	SAP SE
Maturity	02-2025
Contract size	100
<b>Market data</b>	
Bid (Bid size)	- EUR (-)
Ask (Ask size)	- EUR (-)
Open	182.43 EUR
High	182.43 EUR
Low	182.43 EUR
Close (prev. day)	182.4454 EUR
Underlying	SAP SE
Underlying price (date)	177.36 (24/06/07)
Settlement price (date)	182.43 (24/06/07)
Open Interest	0

<b>Performance and Risk</b>			
	<b>6m</b>	<b>1y</b>	<b>3y</b>
Perf (%)	-	-	-
Perf (abs.)	-	-	-
Beta	-	-	-
Volatility	-	-	-










<b>Futures and Options</b>	
Related Futures	-
Related Options	-



Information about previous performance does not guarantee future performance.  
Source: FactSet

<b>Price data</b>	
Ø price 5 days   Ø volume 5 days (pcs.)	177.37 EUR (0)
Ø price 30 days   Ø volume 30 days (pcs.)	179.92 EUR (0)
Ø price 100 days   Ø volume 100 days (pcs.)	- EUR (-)
Ø price 250 days   Ø volume 250 days (pcs.)	- EUR (-)
YTD High   date	- EUR (-)
YTD Low   date	- EUR (-)
52 Weeks High   date	- EUR (-)
52 Weeks Low   date	- EUR (-)

**Recent Research**

<input type="radio"/> on underlying <input type="radio"/> on sector <input type="radio"/> on market			
Date		Headline	Download
2024/05/29		Global Equity Ratings	
2024/05/29		Aktienempfehlungen Global	
2024/04/26		Global Equity Ratings	
2024/04/26		Aktienempfehlungen Global	
2024/04/03		Global Equity Ratings	