

SAP SE STOCK TRACKING FUTURE (1SAP) - EUX/202502

2024/05/29 18:58:12	
Price	180.6727 EUR
Difference	 -0.79% (-1.43)
General attributes	
Symbol	1SAPG25
Exchange	Eurex
Currency	EUR
Security type	Future
Underlying	SAP SE
Maturity	02-2025
Contract size	100
Market data	
Bid (Bid size)	- EUR (-)
Ask (Ask size)	- EUR (-)
Open	180.6727 EUR
High	180.6727 EUR
Low	180.6727 EUR
Close (prev. day)	182.104 EUR
Underlying	SAP SE
Underlying price (date)	175.82 (24/05/29)
Settlement price (date)	180.67 (24/05/29)
Open Interest	0











Information about previous performance does not guarantee future performance.
Source: FactSet

Performance and Risk			
	6m	1y	3y
Perf (%)	-	-	-
Perf (abs.)	-	-	-
Beta	-	-	-
Volatility	-	-	-

Futures and Options	
Related Futures	-
Related Options	-

Price data	
Ø price 5 days Ø volume 5 days (pcs.)	183.9812 EUR (0)
Ø price 30 days Ø volume 30 days (pcs.)	179.9079 EUR (0)
Ø price 100 days Ø volume 100 days (pcs.)	- EUR (-)
Ø price 250 days Ø volume 250 days (pcs.)	- EUR (-)
YTD High date	- EUR (-)
YTD Low date	- EUR (-)
52 Weeks High date	- EUR (-)
52 Weeks Low date	- EUR (-)

Recent Research

<input type="checkbox"/> on underlying <input checked="" type="checkbox"/> on sector <input type="checkbox"/> on market			
Date		Headline	Download
2024/05/29		Global Equity Ratings	
2024/05/29		Aktienempfehlungen Global	
2024/04/26		Global Equity Ratings	
2024/04/26		Aktienempfehlungen Global	
2024/04/03		Global Equity Ratings	