

# RWE AG FUTURE (RWEH) - EUX/202502

2024/08/14 18:37:05

**Price**  
**31.0433** EUR  
 Difference  -5.71% (-1.88)

**General attributes**

Symbol	RWEHG25
Exchange	Eurex
Currency	EUR
Security type	Future
Underlying	RWE AG
Maturity	02-2025
Contract size	100

**Market data**

Bid (Bid size)	- EUR (-)
Ask (Ask size)	- EUR (-)
Open	31.0433 EUR
High	31.0433 EUR
Low	31.0433 EUR
Close (prev. day)	32.9221 EUR
Underlying	RWE AG
Underlying price (date)	30.45 (24/08/14)
Settlement price (date)	31.04 (24/08/14)
Open Interest	0

**Performance and Risk**

	6m	1y	3y
Perf (%)	-3.58%	-	-
Perf (abs.)	-1.15	-	-
Beta	-	-	-
Volatility	26.98	-	-

**Futures and Options**

Related Futures	-
Related Options	-

5y












Information about previous performance does not guarantee future performance.  
 Source: FactSet

**Price data**

Ø price 5 days   Ø volume 5 days (pcs.)	32.4237 EUR (0)
Ø price 30 days   Ø volume 30 days (pcs.)	33.5631 EUR (0)
Ø price 100 days   Ø volume 100 days (pcs.)	33.7099 EUR (0)
Ø price 250 days   Ø volume 250 days (pcs.)	- EUR (-)
YTD High   date	- EUR (-)
YTD Low   date	- EUR (-)
52 Weeks High   date	- EUR (-)
52 Weeks Low   date	- EUR (-)

**Recent Research**

on underlying		on sector		on market	
Date		Headline		Download	
2024/08/12		Global Equity Ratings			
2024/08/12		Aktienempfehlungen Global			
2024/07/24		Global Equity Ratings			
2024/07/24		Aktienempfehlungen Global			
2024/07/15		Aktienempfehlungen Global		