


# KONE OYJ FUTURE (KC4L) - EUX/202502

2024/06/25 19:05:31

**Price**  
**47.3911** EUR

**Difference**  **-1.90%** (-0.92)

**General attributes**

Symbol	KC4LG25
Exchange	Eurex
Currency	EUR
Security type	Future
Underlying	KONE OYJ
Maturity	02-2025
Contract size	100

**Market data**

Bid (Bid size)	- EUR (-)
Ask (Ask size)	- EUR (-)
Open	47.3911 EUR
High	47.3911 EUR
Low	47.3911 EUR
Close (prev. day)	48.3092 EUR
Underlying	KONE OYJ
Underlying price (date)	45.91 (24/06/26)
Settlement price (date)	47.39 (24/06/25)
Open Interest	0

**Performance and Risk**

	6m	1y	3y
Perf (%)	-	-	-
Perf (abs.)	-	-	-
Beta	-	-	-
Volatility	-	-	-

**Futures and Options**

Related Futures	-
Related Options	-












Information about previous performance does not guarantee future performance.  
 Source: FactSet

**Price data**

Ø price 5 days   Ø volume 5 days (pcs.)	47.7860 EUR (0)
Ø price 30 days   Ø volume 30 days (pcs.)	49.1040 EUR (0)
Ø price 100 days   Ø volume 100 days (pcs.)	46.8529 EUR (0)
Ø price 250 days   Ø volume 250 days (pcs.)	- EUR (-)
YTD High   date	- EUR (-)
YTD Low   date	- EUR (-)
52 Weeks High   date	- EUR (-)
52 Weeks Low   date	- EUR (-)

**Recent Research**

on underlying				on sector				on market			
Date		Headline		Download							
2023/10/27		Global Equity Ratings									
2023/10/27		Aktienempfehlungen Global									
2023/09/29		Global Equity Ratings									
2023/09/29		Aktienempfehlungen Global									
2023/09/08		Global Equity Ratings		