

DEUTSCHE BANK AG FUTURE (DBKI) - EUX/202502

2024/04/26 18:31:06

Price
16.6844 EUR
 Difference  -0.79% (-0.13)

General attributes

Symbol DBKIG25
 Exchange Eurex
 Currency EUR
 Security type Future
 Underlying DEUTSCHE BANK AG
 Maturity 02-2025
 Contract size 100

Market data

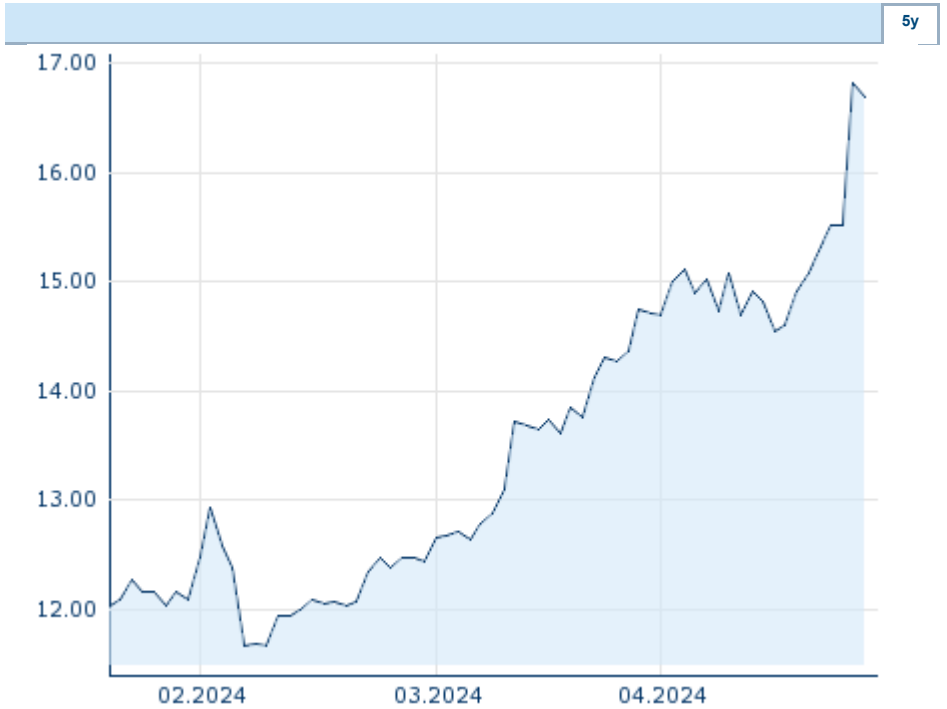
Bid (Bid size) - EUR (-)
 Ask (Ask size) - EUR (-)
 Open 16.6844 EUR
 High 16.6844 EUR
 Low 16.6844 EUR
 Close (prev. day) 16.8178 EUR
 Underlying DEUTSCHE BANK AG
 Underlying price (date) 15.182 (24/04/29)
 Settlement price (date) 16.68 (24/04/26)
 Open Interest 0

Performance and Risk

	6m	1y	3y
Perf (%)	-	-	-
Perf (abs.)	-	-	-
Beta	-	-	-
Volatility	-	-	-

Futures and Options

Related Futures -
 Related Options -












Information about previous performance does not guarantee future performance.
 Source: FactSet

Price data

Ø price 5 days Ø volume 5 days (pcs.)	15.9626 EUR (0)
Ø price 30 days Ø volume 30 days (pcs.)	14.7655 EUR (0)
Ø price 100 days Ø volume 100 days (pcs.)	- EUR (-)
Ø price 250 days Ø volume 250 days (pcs.)	- EUR (-)
YTD High date	- EUR (-)
YTD Low date	- EUR (-)
52 Weeks High date	- EUR (-)
52 Weeks Low date	- EUR (-)

Recent Research

<input type="checkbox"/> on underlying <input checked="" type="checkbox"/> on sector <input type="checkbox"/> on market			
Date		Headline	Download
2024/04/26		Global Equity Ratings	
2024/04/26		Aktienempfehlungen Global	
2024/04/03		Global Equity Ratings	
2024/04/03		Aktienempfehlungen Global	
2024/03/13		Global Equity Ratings	