

# UBS AG FUTURE (UBSJ) - EUX/202502

2024/07/16 18:51:10

Price  
**28.098** CHF

Difference  -0.00% (-0.00)

### General attributes

|               |           |
|---------------|-----------|
| Symbol        | UBSJG25   |
| Exchange      | Eurex     |
| Currency      | CHF       |
| Security type | Future    |
| Underlying    | UBS GROUP |
| Maturity      | 02-2025   |
| Contract size | 100       |

### Market data

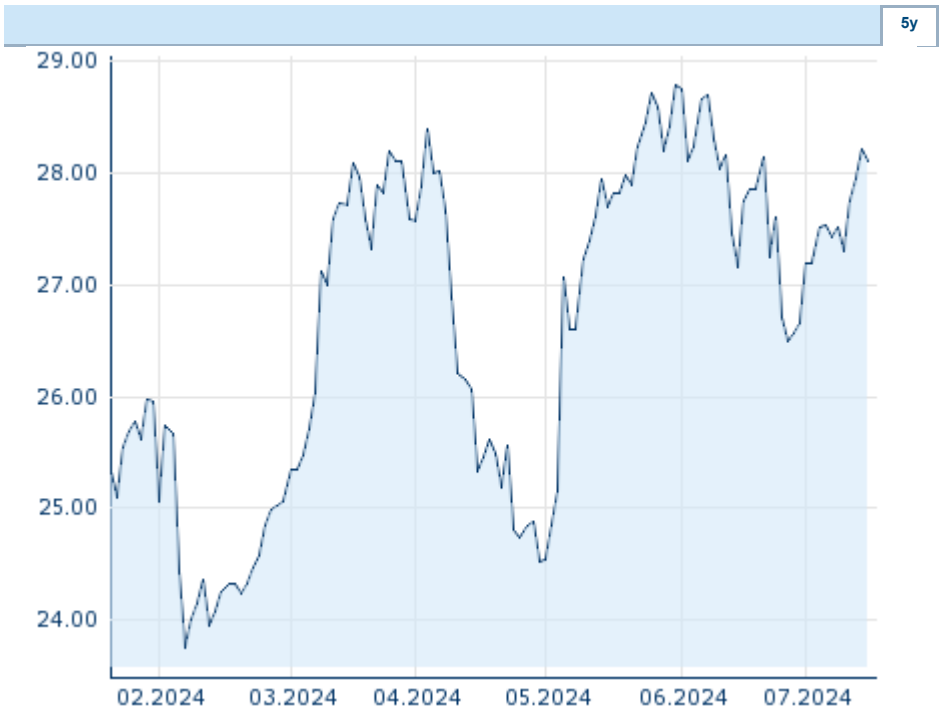
|                         |                  |
|-------------------------|------------------|
| Bid (Bid size)          | - CHF (-)        |
| Ask (Ask size)          | - CHF (-)        |
| Open                    | 28.098 CHF       |
| High                    | 28.098 CHF       |
| Low                     | 28.098 CHF       |
| Close (prev. day)       | 28.099 CHF       |
| Underlying              | UBS GROUP        |
| Underlying price (date) | 27.91 (24/07/16) |
| Settlement price (date) | 28.10 (24/07/16) |
| Open Interest           | 0                |

### Performance and Risk

|             | 6m | 1y | 3y |
|-------------|----|----|----|
| Perf (%)    | -  | -  | -  |
| Perf (abs.) | -  | -  | -  |
| Beta        | -  | -  | -  |
| Volatility  | -  | -  | -  |

### Futures and Options

|                 |   |
|-----------------|---|
| Related Futures | - |
| Related Options | - |













Information about previous performance does not guarantee future performance.  
Source: FactSet

### Price data

|   |                |
|---|----------------|
| Ø price 5 days   Ø volume 5 days (pcs.)     | 27.858 CHF (0) |
| Ø price 30 days   Ø volume 30 days (pcs.)   | 27.643 CHF (0) |
| Ø price 100 days   Ø volume 100 days (pcs.) | 27.035 CHF (0) |
| Ø price 250 days   Ø volume 250 days (pcs.) | - CHF (-)      |
| YTD High   date                             | - CHF (-)      |
| YTD Low   date                              | - CHF (-)      |
| 52 Weeks High   date                        | - CHF (-)      |
| 52 Weeks Low   date                         | - CHF (-)      |

### Recent Research

| on underlying |   | on sector                 |  | on market   |  |
|---------------|---|---------------------------|--|---|--|
| Date          |   | Headline                  |  | Download  |  |
| 2024/07/15    |  | Aktienempfehlungen Global |  |  |  |
| 2024/07/12    |  | Global Equity Ratings     |  |  |  |
| 2024/06/21    |  | Global Equity Ratings     |  |  |  |
| 2024/06/21    |  | Aktienempfehlungen Global |  |  |  |
| 2024/06/14    |  | Global Equity Ratings     |  |  |  |