

QT GROUP PLC FUTURE (QTCF) - EUX/202502

2024/07/26 18:35:45

Price
82.6111 EUR

Difference  0.49% (0.40)

General attributes

Symbol	QTCFG25
Exchange	Eurex
Currency	EUR
Security type	Future
Underlying	QT GROUP OYJ
Maturity	02-2025
Contract size	100

Market data

Bid (Bid size)	- EUR (-)
Ask (Ask size)	- EUR (-)
Open	82.6111 EUR
High	82.6111 EUR
Low	82.6111 EUR
Close (prev. day)	82.2102 EUR
Underlying	QT GROUP OYJ
Underlying price (date)	80.75 (24/07/26)
Settlement price (date)	82.61 (24/07/26)
Open Interest	0

Performance and Risk

	6m	1y	3y
Perf (%)	+17.54%	-	-
Perf (abs.)	+12.33	-	-
Beta	-	-	-
Volatility	42.69	-	-

Futures and Options

Related Futures	-
Related Options	-

5y












Information about previous performance does not guarantee future performance.
Source: FactSet

Price data

Ø price 5 days Ø volume 5 days (pcs.)	83.1396 EUR (0)
Ø price 30 days Ø volume 30 days (pcs.)	82.0169 EUR (0)
Ø price 100 days Ø volume 100 days (pcs.)	80.7704 EUR (0)
Ø price 250 days Ø volume 250 days (pcs.)	- EUR (-)
YTD High date	- EUR (-)
YTD Low date	- EUR (-)
52 Weeks High date	- EUR (-)
52 Weeks Low date	- EUR (-)

Recent Research

on sector		on market	
Date		Headline	Download
2024/07/26		Equity Weekly	
2024/07/24		Global Equity Ratings	
2024/07/24		Aktienempfehlungen Global	
2024/07/15		Aktienempfehlungen Global	
2024/07/12		Global Equity Ratings	