

ORANGE S.A. FUTURE (FTEG) - EUX/202502

2024/07/26 18:35:17

Price
10.2335 EUR

Difference  **-0.01% (-0.00)**

General attributes

Symbol	FTEGG25
Exchange	Eurex
Currency	EUR
Security type	Future
Underlying	ORANGE SA
Maturity	02-2025
Contract size	100

Market data

Bid (Bid size)	- EUR (-)
Ask (Ask size)	- EUR (-)
Open	10.2335 EUR
High	10.2335 EUR
Low	10.2335 EUR
Close (prev. day)	10.2346 EUR
Underlying	ORANGE SA
Underlying price (date)	10.27 (24/07/26)
Settlement price (date)	10.23 (24/07/26)
Open Interest	0

Performance and Risk

	6m	1y	3y
Perf (%)	-6.62%	-	-
Perf (abs.)	-0.73	-	-
Beta	-	-	-
Volatility	15.74	-	-

Futures and Options

Related Futures	-
Related Options	-

5y












Information about previous performance does not guarantee future performance.
Source: FactSet

Price data

Ø price 5 days Ø volume 5 days (pcs.)	10.1538 EUR (0)
Ø price 30 days Ø volume 30 days (pcs.)	9.7395 EUR (0)
Ø price 100 days Ø volume 100 days (pcs.)	10.1198 EUR (0)
Ø price 250 days Ø volume 250 days (pcs.)	- EUR (-)
YTD High date	- EUR (-)
YTD Low date	- EUR (-)
52 Weeks High date	- EUR (-)
52 Weeks Low date	- EUR (-)

Recent Research

on sector		on market	
Date		Headline	Download
2024/07/24		Global Equity Ratings	
2024/07/24		Aktienempfehlungen Global	
2024/07/19		Equity Weekly	
2024/07/15		Aktienempfehlungen Global	
2024/07/12		Global Equity Ratings	