

# SALESFORCE.COM INC. FUTURE (FOOG) - EUX/202502

2024/09/18 18:40:46

**Price**  
**256.8485** USD

**Difference**  **-2.21% (-5.82)**

**General attributes**

Symbol	FOOGG25
Exchange	Eurex
Currency	USD
Security type	Future
Underlying	SALESFORCE INC.
Maturity	02-2025
Contract size	100

**Market data**

Bid (Bid size)	- USD (-)
Ask (Ask size)	- USD (-)
Open	256.8485 USD
High	256.8485 USD
Low	256.8485 USD
Close (prev. day)	262.6636 USD
Underlying	SALESFORCE INC.
Underlying price (date)	252.73 (24/09/18)
Settlement price (date)	256.85 (24/09/18)
Open Interest	0



Information about previous performance does not guarantee future performance.  
Source: FactSet

**Performance and Risk**

	6m	1y	3y
Perf (%)	-15.05%	-	-
Perf (abs.)	-46.54	-	-
Beta	-	-	-
Volatility	42.29	-	-










**Futures and Options**

Related Futures	-
Related Options	-

**Price data**

Ø price 5 days   Ø volume 5 days (pcs.)	258.3186 USD (0)
Ø price 30 days   Ø volume 30 days (pcs.)	260.1556 USD (0)
Ø price 100 days   Ø volume 100 days (pcs.)	263.2978 USD (0)
Ø price 250 days   Ø volume 250 days (pcs.)	- USD (-)
YTD High   date	- USD (-)
YTD Low   date	- USD (-)
52 Weeks High   date	- USD (-)
52 Weeks Low   date	- USD (-)

**Recent Research**

on underlying	on sector	on market	
Date		Headline	Download
2024/09/11		Global Equity Ratings	
2024/09/11		Aktienempfehlungen Global	
2024/09/05		Global Equity Ratings	
2024/09/05		Aktienempfehlungen Global	
2024/08/12		Global Equity Ratings	