

SIEMENS AG FUTURE (SIEH) - EUX/202502

2024/06/11 18:56:09	
Price	173.3149 EUR
Difference	 -1.15% (-2.02)
General attributes	
Symbol	SIEHG25
Exchange	Eurex
Currency	EUR
Security type	Future
Underlying	SIEMENS AG
Maturity	02-2025
Contract size	100
Market data	
Bid (Bid size)	- EUR (-)
Ask (Ask size)	- EUR (-)
Open	173.3149 EUR
High	173.3149 EUR
Low	173.3149 EUR
Close (prev. day)	175.3353 EUR
Underlying	SIEMENS AG
Underlying price (date)	172.46 (24/06/11)
Settlement price (date)	173.31 (24/06/11)
Open Interest	0

Performance and Risk			
	6m	1y	3y
Perf (%)	-	-	-
Perf (abs.)	-	-	-
Beta	-	-	-
Volatility	-	-	-










Futures and Options	
Related Futures	-
Related Options	-



Information about previous performance does not guarantee future performance.
Source: FactSet

Price data	
Ø price 5 days Ø volume 5 days (pcs.)	175.9792 EUR (0)
Ø price 30 days Ø volume 30 days (pcs.)	179.0165 EUR (0)
Ø price 100 days Ø volume 100 days (pcs.)	- EUR (-)
Ø price 250 days Ø volume 250 days (pcs.)	- EUR (-)
YTD High date	- EUR (-)
YTD Low date	- EUR (-)
52 Weeks High date	- EUR (-)
52 Weeks Low date	- EUR (-)

Recent Research

<input type="radio"/> on underlying <input type="radio"/> on sector <input type="radio"/> on market			
Date		Headline	Download
2024/05/29		Global Equity Ratings	
2024/05/29		Aktienempfehlungen Global	
2024/04/26		Global Equity Ratings	
2024/04/26		Aktienempfehlungen Global	
2024/04/03		Global Equity Ratings	