

# SIEMENS AG FUTURE (SIEH) - EUX/202502

2024/05/02 18:24:07

**Price**  
**176.554** EUR

**Difference**  **-0.43% (-0.76)**

### General attributes

Symbol	SIEHG25
Exchange	Eurex
Currency	EUR
Security type	Future
Underlying	SIEMENS AG
Maturity	02-2025
Contract size	100

### Market data

Bid (Bid size)	- EUR (-)
Ask (Ask size)	- EUR (-)
Open	176.554 EUR
High	176.554 EUR
Low	176.554 EUR
Close (prev. day)	177.3126 EUR
Underlying	SIEMENS AG
Underlying price (date)	175.20 (24/05/02)
Settlement price (date)	176.55 (24/05/02)
Open Interest	0

### Performance and Risk

	6m	1y	3y
Perf (%)	-	-	-
Perf (abs.)	-	-	-
Beta	-	-	-
Volatility	-	-	-

### Futures and Options

Related Futures	-
Related Options	-












Information about previous performance does not guarantee future performance.  
Source: FactSet

### Price data

Ø price 5 days   Ø volume 5 days (pcs.)	178.045 EUR (0)
Ø price 30 days   Ø volume 30 days (pcs.)	176.645 EUR (0)
Ø price 100 days   Ø volume 100 days (pcs.)	- EUR (-)
Ø price 250 days   Ø volume 250 days (pcs.)	- EUR (-)
YTD High   date	- EUR (-)
YTD Low   date	- EUR (-)
52 Weeks High   date	- EUR (-)
52 Weeks Low   date	- EUR (-)

### Recent Research

on underlying	on sector	on market	
Date		Headline	Download
2024/04/26		Global Equity Ratings	
2024/04/26		Aktienempfehlungen Global	
2024/04/03		Global Equity Ratings	
2024/04/03		Aktienempfehlungen Global	
2024/03/13		Global Equity Ratings	