

# EQUINOR ASA FUTURE (STLF) - EUX/202502

2024/05/02 18:24:12

**Price**  
24.9394 EUR

**Difference**  -0.18% (-0.05)

### General attributes

|               |             |
|---------------|-------------|
| Symbol        | STLFG25     |
| Exchange      | Eurex       |
| Currency      | EUR         |
| Security type | Future      |
| Underlying    | EQUINOR ASA |
| Maturity      | 02-2025     |
| Contract size | 100         |

### Market data

|                         |                   |
|-------------------------|-------------------|
| Bid (Bid size)          | - EUR (-)         |
| Ask (Ask size)          | - EUR (-)         |
| Open                    | 24.9394 EUR       |
| High                    | 24.9394 EUR       |
| Low                     | 24.9394 EUR       |
| Close (prev. day)       | 24.9847 EUR       |
| Underlying              | EQUINOR ASA       |
| Underlying price (date) | 297.60 (24/05/03) |
| Settlement price (date) | 24.94 (24/05/02)  |
| Open Interest           | 0                 |

### Performance and Risk

|             | 6m | 1y | 3y |
|-------------|----|----|----|
| Perf (%)    | -  | -  | -  |
| Perf (abs.) | -  | -  | -  |
| Beta        | -  | -  | -  |
| Volatility  | -  | -  | -  |

### Futures and Options

|                 |   |
|-----------------|---|
| Related Futures | - |
| Related Options | - |













Information about previous performance does not guarantee future performance.  
Source: FactSet

### Price data

|   |                 |
|---|-----------------|
| Ø price 5 days   Ø volume 5 days (pcs.)     | 25.2580 EUR (0) |
| Ø price 30 days   Ø volume 30 days (pcs.)   | 25.1587 EUR (0) |
| Ø price 100 days   Ø volume 100 days (pcs.) | - EUR (-)       |
| Ø price 250 days   Ø volume 250 days (pcs.) | - EUR (-)       |
| YTD High   date                             | - EUR (-)       |
| YTD Low   date                              | - EUR (-)       |
| 52 Weeks High   date                        | - EUR (-)       |
| 52 Weeks Low   date                         | - EUR (-)       |

### Recent Research

| on underlying |   | on sector                 |   |
|---------------|---|---------------------------|---|
| Date          |   | Headline                  | Download  |
| 2024/04/26    |  | Global Equity Ratings     |  |
| 2024/04/26    |  | Aktienempfehlungen Global |  |
| 2024/04/03    |  | Global Equity Ratings     |  |
| 2024/04/03    |  | Aktienempfehlungen Global |  |
| 2024/03/13    |  | Global Equity Ratings     |  |