

CENOVUS ENERGY INC. FUTURE (CXDF) - EUX/202502

2024/06/03 18:34:18

Price
20.3521 USD
Difference  **-3.16% (-0.66)**

General attributes

Symbol CXDFG25
Exchange Eurex
Currency USD
Security type Future
Underlying CENOVUS ENERGY INC.
Maturity 02-2025
Contract size 100

Market data

Bid (Bid size) - USD (-)
Ask (Ask size) - USD (-)
Open 20.3521 USD
High 20.3521 USD
Low 20.3521 USD
Close (prev. day) 21.0162 USD
Underlying CENOVUS ENERGY INC.
Underlying price (date) 19.56 (24/06/03)
Settlement price (date) 20.35 (24/06/03)
Open Interest 0

Performance and Risk

	6m	1y	3y
Perf (%)	-	-	-
Perf (abs.)	-	-	-
Beta	-	-	-
Volatility	-	-	-

Futures and Options

Related Futures -
Related Options -

5y






Information about previous performance does not guarantee future performance.
 Source: FactSet

Price data

Ø price 5 days Ø volume 5 days (pcs.)	21.0158 USD (0)
Ø price 30 days Ø volume 30 days (pcs.)	21.0877 USD (0)
Ø price 100 days Ø volume 100 days (pcs.)	- USD (-)
Ø price 250 days Ø volume 250 days (pcs.)	- USD (-)
YTD High date	- USD (-)
YTD Low date	- USD (-)
52 Weeks High date	- USD (-)
52 Weeks Low date	- USD (-)

Recent Research

on sector			
Date		Headline	Download
2024/05/29		Global Equity Ratings	
2024/05/29		Aktienempfehlungen Global	
2024/05/29		Aktienempfehlungen Österreich	
2024/05/13		Aktienempfehlungen Österreich	
2024/05/03		Equity Weekly	