

# UBER TECHNOLOGIES INC. FUTURE (UBRF) - EUX/202502

2024/10/18 19:07:37

**Price**  
**80.3899** USD  
 Difference  -1.34% (-1.09)

**General attributes**

Symbol UBRFG25  
 Exchange Eurex  
 Currency USD  
 Security type Future  
 Underlying UBER TECHNOLOGIES INC.  
 Maturity 02-2025  
 Contract size 100

**Market data**

Bid (Bid size) - USD (-)  
 Ask (Ask size) - USD (-)  
 Open 80.3899 USD  
 High 80.3899 USD  
 Low 80.3899 USD  
 Close (prev. day) 81.4844 USD  
 Underlying UBER TECHNOLOGIES INC.  
 Underlying price (date) 79.16 (24/10/18)  
 Settlement price (date) 80.39 (24/10/18)  
 Open Interest 0

**Performance and Risk**

	6m	1y	3y
Perf (%)	+5.95%	-	-
Perf (abs.)	+4.51	-	-
Beta	-	-	-
Volatility	42.38	-	-

**Futures and Options**

Related Futures -  
 Related Options -

5y












Information about previous performance does not guarantee future performance.  
 Source: FactSet

**Price data**

Ø price 5 days   Ø volume 5 days (pcs.)	83.4775 USD (0)
Ø price 30 days   Ø volume 30 days (pcs.)	77.0665 USD (0)
Ø price 100 days   Ø volume 100 days (pcs.)	73.2692 USD (0)
Ø price 250 days   Ø volume 250 days (pcs.)	- USD (-)
YTD High   date	- USD (-)
YTD Low   date	- USD (-)
52 Weeks High   date	- USD (-)
52 Weeks Low   date	- USD (-)

**Recent Research**

on underlying		on sector		on market	
Date		Headline		Download	
2024/09/27		Global Equity Ratings			
2024/09/27		Aktienempfehlungen Global			
2024/09/11		Global Equity Ratings			
2024/09/11		Aktienempfehlungen Global			
2024/09/05		Global Equity Ratings		