

# UBER TECHNOLOGIES INC. FUTURE (UBRF) - EUX/202502

2024/06/25 19:05:48

**Price**  
**73.1089** USD  
 Difference  -0.14% (-0.10)

**General attributes**

Symbol UBRFG25  
 Exchange Eurex  
 Currency USD  
 Security type Future  
 Underlying UBER TECHNOLOGIES INC.  
 Maturity 02-2025  
 Contract size 100

**Market data**

Bid (Bid size) - USD (-)  
 Ask (Ask size) - USD (-)  
 Open 73.1089 USD  
 High 73.1089 USD  
 Low 73.1089 USD  
 Close (prev. day) 73.2131 USD  
 Underlying UBER TECHNOLOGIES INC.  
 Underlying price (date) 71.38 (24/06/25)  
 Settlement price (date) 73.11 (24/06/25)  
 Open Interest 0

**Performance and Risk**

	6m	1y	3y
Perf (%)	-	-	-
Perf (abs.)	-	-	-
Beta	-	-	-
Volatility	-	-	-

**Futures and Options**

Related Futures -  
 Related Options -

5y












Information about previous performance does not guarantee future performance.  
 Source: FactSet

**Price data**

Ø price 5 days   Ø volume 5 days (pcs.)	72.8909 USD (0)
Ø price 30 days   Ø volume 30 days (pcs.)	69.8166 USD (0)
Ø price 100 days   Ø volume 100 days (pcs.)	75.6476 USD (0)
Ø price 250 days   Ø volume 250 days (pcs.)	- USD (-)
YTD High   date	- USD (-)
YTD Low   date	- USD (-)
52 Weeks High   date	- USD (-)
52 Weeks Low   date	- USD (-)

**Recent Research**

on underlying on sector on market			
Date		Headline	Download
2024/06/21		Global Equity Ratings	
2024/06/21		Aktienempfehlungen Global	
2024/06/14		Global Equity Ratings	
2024/06/14		Aktienempfehlungen Global	
2024/05/29		Global Equity Ratings	