


UBER TECHNOLOGIES INC. FUTURE (UBRF) - EUX/202502

2024/06/21 19:17:57

Price
72.5387 USD

Difference  -0.62% (-0.45)

General attributes

Symbol	UBRFG25
Exchange	Eurex
Currency	USD
Security type	Future
Underlying	UBER TECHNOLOGIES INC.
Maturity	02-2025
Contract size	100

Market data

Bid (Bid size)	- USD (-)
Ask (Ask size)	- USD (-)
Open	72.5387 USD
High	72.5387 USD
Low	72.5387 USD
Close (prev. day)	72.9886 USD
Underlying	UBER TECHNOLOGIES INC.
Underlying price (date)	70.23 (24/06/24)
Settlement price (date)	72.54 (24/06/21)
Open Interest	0

Performance and Risk

	6m	1y	3y
Perf (%)	-	-	-
Perf (abs.)	-	-	-
Beta	-	-	-
Volatility	-	-	-

Futures and Options

Related Futures	-
Related Options	-












Information about previous performance does not guarantee future performance.
 Source: FactSet

Price data

Ø price 5 days Ø volume 5 days (pcs.)	72.7033 USD (0)
Ø price 30 days Ø volume 30 days (pcs.)	69.4680 USD (0)
Ø price 100 days Ø volume 100 days (pcs.)	75.5678 USD (0)
Ø price 250 days Ø volume 250 days (pcs.)	- USD (-)
YTD High date	- USD (-)
YTD Low date	- USD (-)
52 Weeks High date	- USD (-)
52 Weeks Low date	- USD (-)

Recent Research

on underlying				on sector				on market			
Date		Headline		Download							
2024/06/21		Global Equity Ratings									
2024/06/21		Aktienempfehlungen Global									
2024/06/14		Global Equity Ratings									
2024/06/14		Aktienempfehlungen Global									
2024/05/29		Global Equity Ratings		