

# UBER TECHNOLOGIES INC. FUTURE (UBRF) - EUX/202502

2024/06/14 18:39:37

**Price**  
**72.5424** USD  
 Difference  -1.19% (-0.87)

**General attributes**

Symbol UBRFG25  
 Exchange Eurex  
 Currency USD  
 Security type Future  
 Underlying UBER TECHNOLOGIES INC.  
 Maturity 02-2025  
 Contract size 100

**Market data**

Bid (Bid size) - USD (-)  
 Ask (Ask size) - USD (-)  
 Open 72.5424 USD  
 High 72.5424 USD  
 Low 72.5424 USD  
 Close (prev. day) 73.4158 USD  
 Underlying UBER TECHNOLOGIES INC.  
 Underlying price (date) 70.06 (24/06/14)  
 Settlement price (date) 72.54 (24/06/14)  
 Open Interest 0

**Performance and Risk**

	6m	1y	3y
Perf (%)	-	-	-
Perf (abs.)	-	-	-
Beta	-	-	-
Volatility	-	-	-

**Futures and Options**

Related Futures -  
 Related Options -

5y












Information about previous performance does not guarantee future performance.  
 Source: FactSet

**Price data**

Ø price 5 days   Ø volume 5 days (pcs.)	72.6835 USD (0)
Ø price 30 days   Ø volume 30 days (pcs.)	69.2640 USD (0)
Ø price 100 days   Ø volume 100 days (pcs.)	75.4034 USD (0)
Ø price 250 days   Ø volume 250 days (pcs.)	- USD (-)
YTD High   date	- USD (-)
YTD Low   date	- USD (-)
52 Weeks High   date	- USD (-)
52 Weeks Low   date	- USD (-)

**Recent Research**

on underlying   on sector   on market			
Date		Headline	Download
2024/06/14		Global Equity Ratings	
2024/06/14		Aktienempfehlungen Global	
2024/05/29		Global Equity Ratings	
2024/05/29		Aktienempfehlungen Global	
2024/04/26		Global Equity Ratings	