


UBER TECHNOLOGIES INC. FUTURE (UBRF) - EUX/202502

2024/06/14 18:39:37

Price
72.5424 USD

Difference  **-1.19% (-0.87)**

General attributes

Symbol: UBRFG25
 Exchange: Eurex
 Currency: USD
 Security type: Future
 Underlying: UBER TECHNOLOGIES INC.
 Maturity: 02-2025
 Contract size: 100

Market data

Bid (Bid size): - USD (-)
 Ask (Ask size): - USD (-)
 Open: 72.5424 USD
 High: 72.5424 USD
 Low: 72.5424 USD
 Close (prev. day): 73.4158 USD
 Underlying: UBER TECHNOLOGIES INC.
 Underlying price (date): 70.06 (24/06/14)
 Settlement price (date): 72.54 (24/06/14)
 Open Interest: 0

Performance and Risk

	6m	1y	3y
Perf (%)	-	-	-
Perf (abs.)	-	-	-
Beta	-	-	-
Volatility	-	-	-

Futures and Options

Related Futures: -
 Related Options: -












Information about previous performance does not guarantee future performance.
 Source: FactSet

Price data

Ø price 5 days Ø volume 5 days (pcs.)	72.6835 USD (0)
Ø price 30 days Ø volume 30 days (pcs.)	69.2640 USD (0)
Ø price 100 days Ø volume 100 days (pcs.)	75.4034 USD (0)
Ø price 250 days Ø volume 250 days (pcs.)	- USD (-)
YTD High date	- USD (-)
YTD Low date	- USD (-)
52 Weeks High date	- USD (-)
52 Weeks Low date	- USD (-)

Recent Research

on underlying on sector on market			
Date		Headline	Download
2024/06/14		Global Equity Ratings	
2024/06/14		Aktienempfehlungen Global	
2024/05/29		Global Equity Ratings	
2024/05/29		Aktienempfehlungen Global	
2024/04/26		Global Equity Ratings	