


GEBERIT AG FUTURE (GBRI) - EUX/202502

2024/07/19 19:03:47

Price
560.7136 CHF

Difference  **-0.86% (-4.84)**

General attributes

Symbol	GBRIG25
Exchange	Eurex
Currency	CHF
Security type	Future
Underlying	GEBERIT AG
Maturity	02-2025
Contract size	100

Market data

Bid (Bid size)	- CHF (-)
Ask (Ask size)	- CHF (-)
Open	560.7136 CHF
High	560.7136 CHF
Low	560.7136 CHF
Close (prev. day)	565.5555 CHF
Underlying	GEBERIT AG
Underlying price (date)	557.00 (24/07/19)
Settlement price (date)	560.71 (24/07/19)
Open Interest	0

Performance and Risk

	6m	1y	3y
Perf (%)	-	-	-
Perf (abs.)	-	-	-
Beta	-	-	-
Volatility	-	-	-

Futures and Options

Related Futures	-
Related Options	-












Information about previous performance does not guarantee future performance.
 Source: FactSet

Price data

Ø price 5 days Ø volume 5 days (pcs.)	560.5718 CHF (0)
Ø price 30 days Ø volume 30 days (pcs.)	548.8560 CHF (0)
Ø price 100 days Ø volume 100 days (pcs.)	535.5181 CHF (0)
Ø price 250 days Ø volume 250 days (pcs.)	- CHF (-)
YTD High date	- CHF (-)
YTD Low date	- CHF (-)
52 Weeks High date	- CHF (-)
52 Weeks Low date	- CHF (-)

Recent Research

on underlying on sector on market			
Date		Headline	Download
2022/12/19		Global Equity Ratings	
2022/12/19		Aktienempfehlungen Global	
2022/11/28		Global Equity Ratings	
2022/11/28		Aktienempfehlungen Global	
2022/11/18		Global Equity Ratings	