

# GEBERIT AG FUTURE (GBRI) - EUX/202502

2024/06/21 19:17:12

**Price**  
**541.893** CHF  
 Difference  -1.23% (-6.75)

### General attributes

Symbol GBRI25  
 Exchange Eurex  
 Currency CHF  
 Security type Future  
 Underlying GEBERIT AG  
 Maturity 02-2025  
 Contract size 100

### Market data

Bid (Bid size) - CHF (-)  
 Ask (Ask size) - CHF (-)  
 Open 541.893 CHF  
 High 541.893 CHF  
 Low 541.893 CHF  
 Close (prev. day) 548.6441 CHF  
 Underlying GEBERIT AG  
 Underlying price (date) 537.60 (24/06/21)  
 Settlement price (date) 541.89 (24/06/21)  
 Open Interest 0

### Performance and Risk

	6m	1y	3y
Perf (%)	-	-	-
Perf (abs.)	-	-	-
Beta	-	-	-
Volatility	-	-	-

### Futures and Options

Related Futures -  
 Related Options -

5y












Information about previous performance does not guarantee future performance.  
 Source: FactSet

### Price data

Ø price 5 days   Ø volume 5 days (pcs.)	545.490 CHF (0)
Ø price 30 days   Ø volume 30 days (pcs.)	559.144 CHF (0)
Ø price 100 days   Ø volume 100 days (pcs.)	526.102 CHF (0)
Ø price 250 days   Ø volume 250 days (pcs.)	- CHF (-)
YTD High   date	- CHF (-)
YTD Low   date	- CHF (-)
52 Weeks High   date	- CHF (-)
52 Weeks Low   date	- CHF (-)

### Recent Research

on underlying   on sector   on market			
Date		Headline	Download
2022/12/19		Global Equity Ratings	
2022/12/19		Aktienempfehlungen Global	
2022/11/28		Global Equity Ratings	
2022/11/28		Aktienempfehlungen Global	
2022/11/18		Global Equity Ratings	