

GEBERIT AG FUTURE (GBRI) - EUX/202502

2024/05/16 18:30:42

Price
571.2714 CHF
 Difference  -0.10% (-0.60)

General attributes

Symbol	GBRIG25
Exchange	Eurex
Currency	CHF
Security type	Future
Underlying	GEBERIT AG
Maturity	02-2025
Contract size	100

Market data

Bid (Bid size)	- CHF (-)
Ask (Ask size)	- CHF (-)
Open	571.2714 CHF
High	571.2714 CHF
Low	571.2714 CHF
Close (prev. day)	571.8708 CHF
Underlying	GEBERIT AG
Underlying price (date)	565.60 (24/05/16)
Settlement price (date)	571.27 (24/05/16)
Open Interest	0

Performance and Risk

	6m	1y	3y
Perf (%)	-	-	-
Perf (abs.)	-	-	-
Beta	-	-	-
Volatility	-	-	-

Futures and Options

Related Futures	-
Related Options	-












Information about previous performance does not guarantee future performance.
 Source: FactSet

Price data

Ø price 5 days Ø volume 5 days (pcs.)	563.1409 CHF (0)
Ø price 30 days Ø volume 30 days (pcs.)	517.3641 CHF (0)
Ø price 100 days Ø volume 100 days (pcs.)	- CHF (-)
Ø price 250 days Ø volume 250 days (pcs.)	- CHF (-)
YTD High date	- CHF (-)
YTD Low date	- CHF (-)
52 Weeks High date	- CHF (-)
52 Weeks Low date	- CHF (-)

Recent Research

on underlying	on sector	on market	
Date		Headline	Download
2022/12/19		Global Equity Ratings	
2022/12/19		Aktienempfehlungen Global	
2022/11/28		Global Equity Ratings	
2022/11/28		Aktienempfehlungen Global	
2022/11/18		Global Equity Ratings	