

GEBERIT AG FUTURE (GBRI) - EUX/202502

2024/04/30 18:39:20

Price
498.8568 CHF
Difference  **-1.01% (-5.09)**

General attributes	
Symbol	GBRIG25
Exchange	Eurex
Currency	CHF
Security type	Future
Underlying	GEBERIT AG
Maturity	02-2025
Contract size	100

Market data	
Bid (Bid size)	- CHF (-)
Ask (Ask size)	- CHF (-)
Open	498.8568 CHF
High	498.8568 CHF
Low	498.8568 CHF
Close (prev. day)	503.9425 CHF
Underlying	GEBERIT AG
Underlying price (date)	493.60 (24/04/30)
Settlement price (date)	498.86 (24/04/30)
Open Interest	0

Performance and Risk			
	6m	1y	3y
Perf (%)	-	-	-
Perf (abs.)	-	-	-
Beta	-	-	-
Volatility	-	-	-

Futures and Options	
Related Futures	-
Related Options	-









5y



Information about previous performance does not guarantee future performance.
 Source: FactSet

Price data	
Ø price 5 days Ø volume 5 days (pcs.)	497.3811 CHF (0)
Ø price 30 days Ø volume 30 days (pcs.)	511.1972 CHF (0)
Ø price 100 days Ø volume 100 days (pcs.)	- CHF (-)
Ø price 250 days Ø volume 250 days (pcs.)	- CHF (-)
YTD High date	- CHF (-)
YTD Low date	- CHF (-)
52 Weeks High date	- CHF (-)
52 Weeks Low date	- CHF (-)

Recent Research

on underlying	on sector	on market	
Date		Headline	Download
2022/12/19		Global Equity Ratings	
2022/12/19		Aktienempfehlungen Global	
2022/11/28		Global Equity Ratings	
2022/11/28		Aktienempfehlungen Global	
2022/11/18		Global Equity Ratings	