

# CARREFOUR S.A. FUTURE (CARG) - EUX/202502

2024/05/02 18:23:18

Price  
**15.2513** EUR

Difference  -1.71% (-0.27)

### General attributes

|               |              |
|---------------|--------------|
| Symbol        | CARGG25      |
| Exchange      | Eurex        |
| Currency      | EUR          |
| Security type | Future       |
| Underlying    | CARREFOUR SA |
| Maturity      | 02-2025      |
| Contract size | 100          |

### Market data

|                         |                   |
|-------------------------|-------------------|
| Bid (Bid size)          | - EUR (-)         |
| Ask (Ask size)          | - EUR (-)         |
| Open                    | 15.2513 EUR       |
| High                    | 15.2513 EUR       |
| Low                     | 15.2513 EUR       |
| Close (prev. day)       | 15.5174 EUR       |
| Underlying              | CARREFOUR SA      |
| Underlying price (date) | 15.535 (24/05/02) |
| Settlement price (date) | 15.25 (24/05/02)  |
| Open Interest           | 0                 |

### Performance and Risk

|             | 6m | 1y | 3y |
|-------------|----|----|----|
| Perf (%)    | -  | -  | -  |
| Perf (abs.) | -  | -  | -  |
| Beta        | -  | -  | -  |
| Volatility  | -  | -  | -  |

### Futures and Options

|                 |   |
|-----------------|---|
| Related Futures | - |
| Related Options | - |













Information about previous performance does not guarantee future performance.  
Source: FactSet

### Price data

|   |                 |
|---|-----------------|
| Ø price 5 days   Ø volume 5 days (pcs.)     | 15.6065 EUR (0) |
| Ø price 30 days   Ø volume 30 days (pcs.)   | 15.6227 EUR (0) |
| Ø price 100 days   Ø volume 100 days (pcs.) | - EUR (-)       |
| Ø price 250 days   Ø volume 250 days (pcs.) | - EUR (-)       |
| YTD High   date                             | - EUR (-)       |
| YTD Low   date                              | - EUR (-)       |
| 52 Weeks High   date                        | - EUR (-)       |
| 52 Weeks Low   date                         | - EUR (-)       |

### Recent Research

| on sector  |   | on market                 |   |
|------------|---|---------------------------|---|
| Date       |   | Headline                  | Download  |
| 2024/04/26 |  | Global Equity Ratings     |  |
| 2024/04/26 |  | Aktienempfehlungen Global |  |
| 2024/04/03 |  | Global Equity Ratings     |  |
| 2024/04/03 |  | Aktienempfehlungen Global |  |
| 2024/03/13 |  | Global Equity Ratings     |  |