

ALIBABA GROUP HOLDING LTD. FUTURE (BABF) - EUX/202502

2024/07/15 18:40:45

Price
80.1378 USD
Difference  **-1.65% (-1.34)**

General attributes

Symbol BABFG25
Exchange Eurex
Currency USD
Security type Future
Underlying ALIBABA GROUP HOLDING LTD. SP. ADR
Maturity 02-2025
Contract size 100

Market data

Bid (Bid size) - USD (-)
Ask (Ask size) - USD (-)
Open 80.1378 USD
High 80.1378 USD
Low 80.1378 USD
Close (prev. day) 81.4798 USD
Underlying ALIBABA GROUP HOLDING LTD. SP. ADR
Underlying price (date) 78.0499 (24/07/16)
Settlement price (date) 80.14 (24/07/15)
Open Interest 0

Performance and Risk

	6m	1y	3y
Perf (%)	-	-	-
Perf (abs.)	-	-	-
Beta	-	-	-
Volatility	-	-	-

Futures and Options

Related Futures -
Related Options -











Information about previous performance does not guarantee future performance.
 Source: FactSet

Price data

Ø price 5 days Ø volume 5 days (pcs.)	79.2016 USD (0)
Ø price 30 days Ø volume 30 days (pcs.)	77.1442 USD (0)
Ø price 100 days Ø volume 100 days (pcs.)	77.9252 USD (0)
Ø price 250 days Ø volume 250 days (pcs.)	- USD (-)
YTD High date	- USD (-)
YTD Low date	- USD (-)
52 Weeks High date	- USD (-)
52 Weeks Low date	- USD (-)

Recent Research

on underlying		on sector	
Date		Headline	Download
2024/07/15		Aktienempfehlungen Global	
2024/07/12		Global Equity Ratings	
2024/06/21		Global Equity Ratings	
2024/06/21		Aktienempfehlungen Global	
2024/06/14		Global Equity Ratings	