

# ALIBABA GROUP HOLDING LTD. FUTURE (BABF) - EUX/202502

2024/07/16 18:49:55

**Price**  
**79.5057** USD  
**Difference**  **-0.79% (-0.63)**

**General attributes**

**Symbol** BABFG25  
**Exchange** Eurex  
**Currency** USD  
**Security type** Future  
**Underlying** ALIBABA GROUP HOLDING LTD. SP. ADR  
**Maturity** 02-2025  
**Contract size** 100

**Market data**

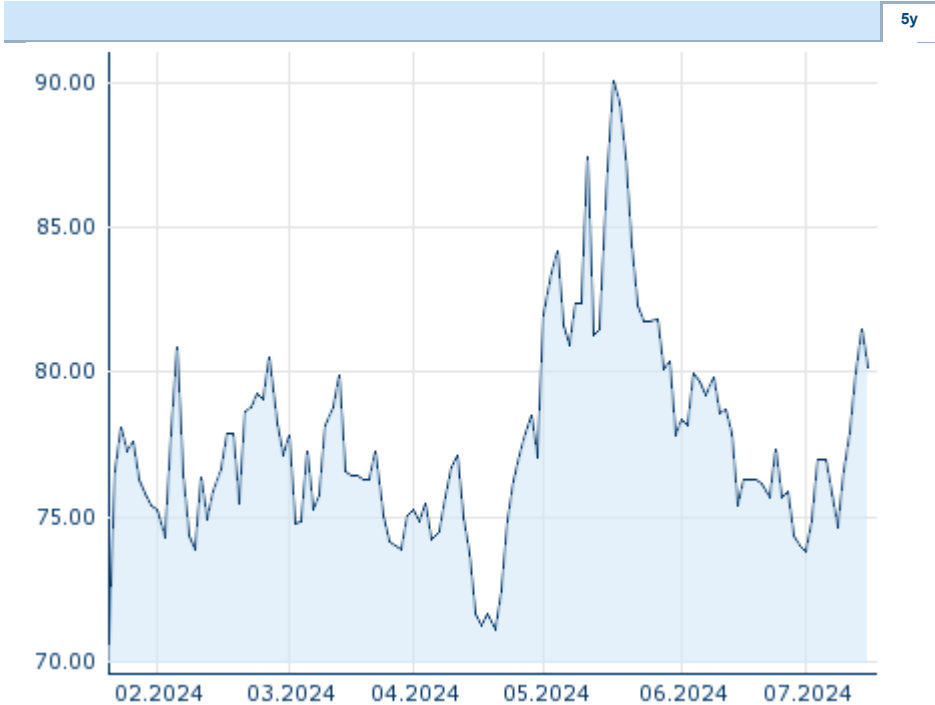
**Bid (Bid size)** - USD (-)  
**Ask (Ask size)** - USD (-)  
**Open** 79.5057 USD  
**High** 79.5057 USD  
**Low** 79.5057 USD  
**Close (prev. day)** 80.1378 USD  
**Underlying** ALIBABA GROUP HOLDING LTD. SP. ADR  
**Underlying price (date)** 78.265 (24/07/16)  
**Settlement price (date)** 79.51 (24/07/16)  
**Open Interest** 0

**Performance and Risk**

	6m	1y	3y
Perf (%)	-	-	-
Perf (abs.)	-	-	-
Beta	-	-	-
Volatility	-	-	-

**Futures and Options**

**Related Futures** -  
**Related Options** -












Information about previous performance does not guarantee future performance.  
 Source: FactSet

**Price data**

Ø price 5 days   Ø volume 5 days (pcs.)	79.2016 USD (0)
Ø price 30 days   Ø volume 30 days (pcs.)	77.1442 USD (0)
Ø price 100 days   Ø volume 100 days (pcs.)	77.9252 USD (0)
Ø price 250 days   Ø volume 250 days (pcs.)	- USD (-)
YTD High   date	- USD (-)
YTD Low   date	- USD (-)
52 Weeks High   date	- USD (-)
52 Weeks Low   date	- USD (-)

**Recent Research**

on underlying		on sector	
Date		Headline	Download
2024/07/15		Aktienempfehlungen Global	
2024/07/12		Global Equity Ratings	
2024/06/21		Global Equity Ratings	
2024/06/21		Aktienempfehlungen Global	
2024/06/14		Global Equity Ratings	