

# NEMETSCHEK AG FUTURE (NETF) - EUX/202502

2024/07/26 18:35:37

Price  
**88.3914** EUR

Difference  0.40% (0.35)

### General attributes

|               |               |
|---------------|---------------|
| Symbol        | NETFG25       |
| Exchange      | Eurex         |
| Currency      | EUR           |
| Security type | Future        |
| Underlying    | NEMETSCHEK SE |
| Maturity      | 02-2025       |
| Contract size | 100           |

### Market data

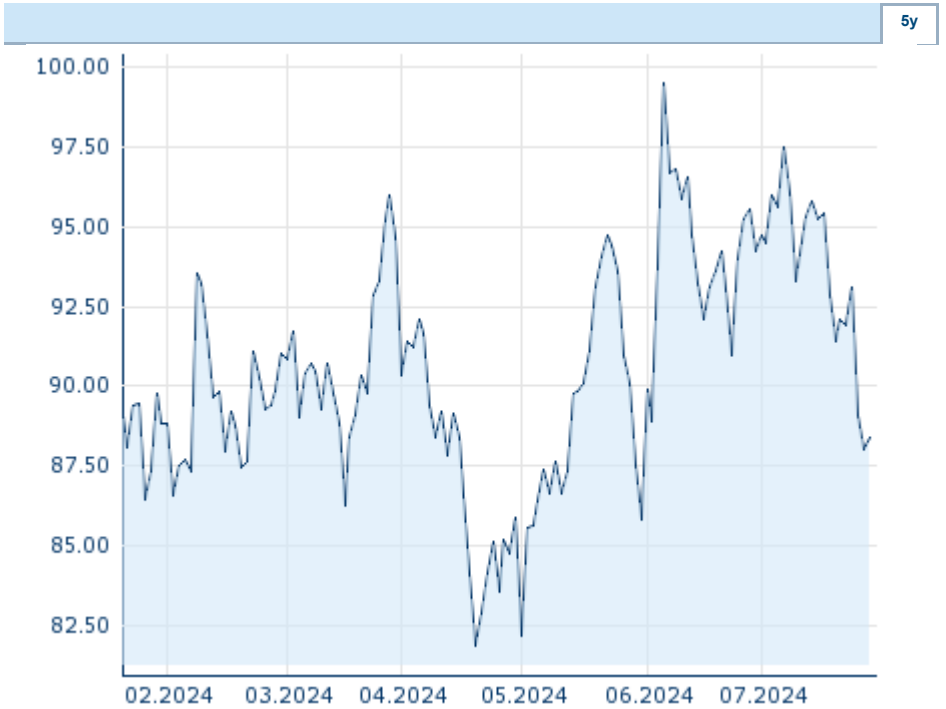
|                         |                  |
|-------------------------|------------------|
| Bid (Bid size)          | - EUR (-)        |
| Ask (Ask size)          | - EUR (-)        |
| Open                    | 88.3914 EUR      |
| High                    | 88.3914 EUR      |
| Low                     | 88.3914 EUR      |
| Close (prev. day)       | 88.0422 EUR      |
| Underlying              | NEMETSCHEK SE    |
| Underlying price (date) | 86.40 (24/07/26) |
| Settlement price (date) | 88.39 (24/07/26) |
| Open Interest           | 0                |

### Performance and Risk

|             | 6m     | 1y | 3y |
|-------------|--------|----|----|
| Perf (%)    | +2.22% | -  | -  |
| Perf (abs.) | +1.92  | -  | -  |
| Beta        | -      | -  | -  |
| Volatility  | 31.43  | -  | -  |

### Futures and Options

|                 |   |
|-----------------|---|
| Related Futures | - |
| Related Options | - |













Information about previous performance does not guarantee future performance.  
Source: FactSet

### Price data

|   |                 |
|---|-----------------|
| Ø price 5 days   Ø volume 5 days (pcs.)     | 90.0978 EUR (0) |
| Ø price 30 days   Ø volume 30 days (pcs.)   | 93.5362 EUR (0) |
| Ø price 100 days   Ø volume 100 days (pcs.) | 90.9179 EUR (0) |
| Ø price 250 days   Ø volume 250 days (pcs.) | - EUR (-)       |
| YTD High   date                             | - EUR (-)       |
| YTD Low   date                              | - EUR (-)       |
| 52 Weeks High   date                        | - EUR (-)       |
| 52 Weeks Low   date                         | - EUR (-)       |

### Recent Research

| on sector  |   | on market                 |   |
|------------|---|---------------------------|---|
| Date       |   | Headline                  | Download  |
| 2024/07/26 |  | Equity Weekly             |  |
| 2024/07/24 |  | Global Equity Ratings     |  |
| 2024/07/24 |  | Aktienempfehlungen Global |  |
| 2024/07/15 |  | Aktienempfehlungen Global |  |
| 2024/07/12 |  | Global Equity Ratings     |  |