

# PEPSICO INC. FUTURE (PEPF) - EUX/202502

2024/06/10 18:33:03

**Price**  
170.3766 USD

**Difference**  -3.27% (-5.77)

### General attributes

Symbol	PEPFG25
Exchange	Eurex
Currency	USD
Security type	Future
Underlying	PEPSICO INC.
Maturity	02-2025
Contract size	100

### Market data

Bid (Bid size)	- USD (-)
Ask (Ask size)	- USD (-)
Open	170.3766 USD
High	170.3766 USD
Low	170.3766 USD
Close (prev. day)	176.1431 USD
Underlying	PEPSICO INC.
Underlying price (date)	165.90 (24/06/10)
Settlement price (date)	170.38 (24/06/10)
Open Interest	0

### Performance and Risk

	6m	1y	3y
Perf (%)	-	-	-
Perf (abs.)	-	-	-
Beta	-	-	-
Volatility	-	-	-

### Futures and Options

Related Futures	-
Related Options	-

5y












Information about previous performance does not guarantee future performance.  
Source: FactSet

### Price data

Ø price 5 days   Ø volume 5 days (pcs.)	174.9010 USD (0)
Ø price 30 days   Ø volume 30 days (pcs.)	179.7504 USD (0)
Ø price 100 days   Ø volume 100 days (pcs.)	- USD (-)
Ø price 250 days   Ø volume 250 days (pcs.)	- USD (-)
YTD High   date	- USD (-)
YTD Low   date	- USD (-)
52 Weeks High   date	- USD (-)
52 Weeks Low   date	- USD (-)

### Recent Research

on underlying	on sector	on market	
Date		Headline	Download
2024/05/29		Global Equity Ratings	
2024/05/29		Aktienempfehlungen Global	
2024/04/26		Global Equity Ratings	
2024/04/26		Aktienempfehlungen Global	
2024/04/03		Global Equity Ratings	