

PEPSICO INC. FUTURE (PEPF) - EUX/202502

2024/04/29 18:33:19

Price
179.5086 USD
 Difference  -0.58% (-1.04)

General attributes

Symbol PEPFG25
 Exchange Eurex
 Currency USD
 Security type Future
 Underlying PEPSICO INC.
 Maturity 02-2025
 Contract size 100

Market data

Bid (Bid size) - USD (-)
 Ask (Ask size) - USD (-)
 Open 179.5086 USD
 High 179.5086 USD
 Low 179.5086 USD
 Close (prev. day) 180.55 USD
 Underlying PEPSICO INC.
 Underlying price (date) 176.14 (24/04/29)
 Settlement price (date) 179.51 (24/04/29)
 Open Interest 0

Performance and Risk

| | 6m | 1y | 3y |
|-------------|----|----|----|
| Perf (%) | - | - | - |
| Perf (abs.) | - | - | - |
| Beta | - | - | - |
| Volatility | - | - | - |

Futures and Options

Related Futures -
 Related Options -

5y













Information about previous performance does not guarantee future performance.
 Source: FactSet

Price data

| | |
|---|------------------|
| Ø price 5 days Ø volume 5 days (pcs.) | 179.2936 USD (0) |
| Ø price 30 days Ø volume 30 days (pcs.) | 175.6107 USD (0) |
| Ø price 100 days Ø volume 100 days (pcs.) | - USD (-) |
| Ø price 250 days Ø volume 250 days (pcs.) | - USD (-) |
| YTD High date | - USD (-) |
| YTD Low date | - USD (-) |
| 52 Weeks High date | - USD (-) |
| 52 Weeks Low date | - USD (-) |

Recent Research

| on underlying | on sector | on market | |
|---------------|---|---------------------------|---|
| Date | | Headline | Download |
| 2024/04/26 |  | Global Equity Ratings |  |
| 2024/04/26 |  | Aktienempfehlungen Global |  |
| 2024/04/03 |  | Global Equity Ratings |  |
| 2024/04/03 |  | Aktienempfehlungen Global |  |
| 2024/03/13 |  | Global Equity Ratings |  |