

3M CO. FUTURE (MMMFG) - EUX/202502

2024/05/08 18:35:07

Price
94.0771 USD

Difference  **-0.27% (-0.26)**

General attributes

Symbol	MMMFG25
Exchange	Eurex
Currency	USD
Security type	Future
Underlying	3M COMPANY
Maturity	02-2025
Contract size	100

Market data

Bid (Bid size)	- USD (-)
Ask (Ask size)	- USD (-)
Open	94.0771 USD
High	94.0771 USD
Low	94.0771 USD
Close (prev. day)	94.3336 USD
Underlying	3M COMPANY
Underlying price (date)	96.35 (24/05/08)
Settlement price (date)	94.08 (24/05/08)
Open Interest	0

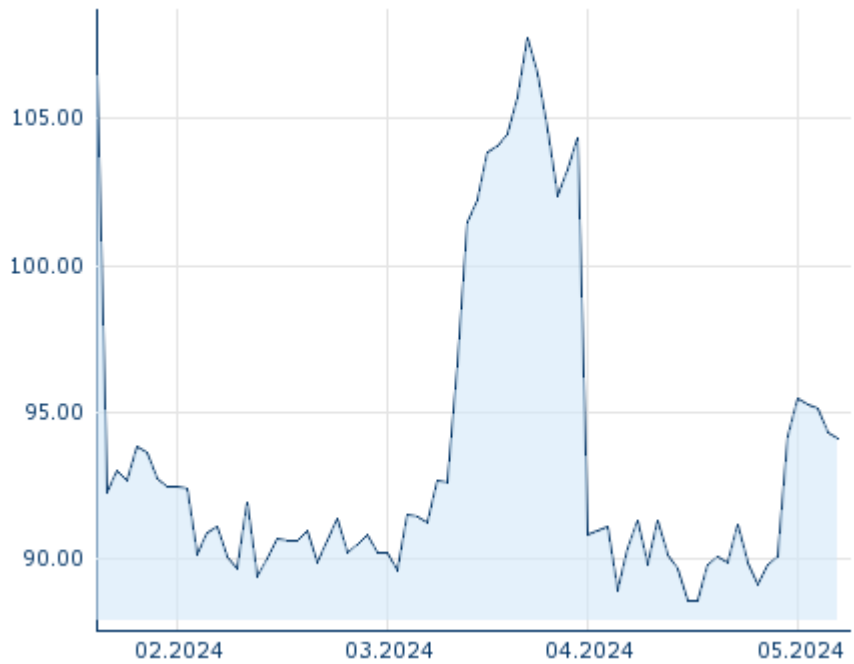
Performance and Risk

	6m	1y	3y
Perf (%)	-	-	-
Perf (abs.)	-	-	-
Beta	-	-	-
Volatility	-	-	-

Futures and Options

Related Futures	-
Related Options	-

5y












Information about previous performance does not guarantee future performance.
 Source: FactSet

Price data

Ø price 5 days Ø volume 5 days (pcs.)	94.8461 USD (0)
Ø price 30 days Ø volume 30 days (pcs.)	92.7994 USD (0)
Ø price 100 days Ø volume 100 days (pcs.)	- USD (-)
Ø price 250 days Ø volume 250 days (pcs.)	- USD (-)
YTD High date	- USD (-)
YTD Low date	- USD (-)
52 Weeks High date	- USD (-)
52 Weeks Low date	- USD (-)

Recent Research

on underlying	on sector	on market	
Date		Headline	Download
2023/06/06		Global Equity Ratings	
2023/06/06		Aktienempfehlungen Global	
2023/06/01		Aktienempfehlungen Global	
2023/06/01		Global Equity Ratings	
2023/05/24		Global Equity Ratings	