

# LOWE'S COMPANIES INC. FUTURE (LOWF) - EUX/202502

2024/05/23 18:40:31

**Price**  
**225.2257** USD

**Difference**  **-1.63% (-3.72)**

**General attributes**

Symbol	LOWFG25
Exchange	Eurex
Currency	USD
Security type	Future
Underlying	LOWES COMPANIES INC.
Maturity	02-2025
Contract size	100

**Market data**

Bid (Bid size)	- USD (-)
Ask (Ask size)	- USD (-)
Open	225.2257 USD
High	225.2257 USD
Low	225.2257 USD
Close (prev. day)	228.9464 USD
Underlying	LOWES COMPANIES INC.
Underlying price (date)	217.48 (24/05/23)
Settlement price (date)	225.23 (24/05/23)
Open Interest	0

**Performance and Risk**

	6m	1y	3y
Perf (%)	-	-	-
Perf (abs.)	-	-	-
Beta	-	-	-
Volatility	-	-	-

**Futures and Options**

Related Futures	-
Related Options	-












Information about previous performance does not guarantee future performance.  
 Source: FactSet

**Price data**

Ø price 5 days   Ø volume 5 days (pcs.)	231.3222 USD (0)
Ø price 30 days   Ø volume 30 days (pcs.)	237.5487 USD (0)
Ø price 100 days   Ø volume 100 days (pcs.)	- USD (-)
Ø price 250 days   Ø volume 250 days (pcs.)	- USD (-)
YTD High   date	- USD (-)
YTD Low   date	- USD (-)
52 Weeks High   date	- USD (-)
52 Weeks Low   date	- USD (-)

**Recent Research**

on sector		on market	
Date		Headline	Download
2024/04/26		Global Equity Ratings	
2024/04/26		Aktienempfehlungen Global	
2024/04/03		Global Equity Ratings	
2024/04/03		Aktienempfehlungen Global	
2024/03/13		Global Equity Ratings	