

CHEVRON CORP. FUTURE (CVXF) - EUX/202502

2024/05/17 19:04:51

Price
162.2711 USD
 Difference  0.47% (0.76)

General attributes

Symbol	CVXFG25
Exchange	Eurex
Currency	USD
Security type	Future
Underlying	CHEVRON CORPORATION
Maturity	02-2025
Contract size	100

Market data

Bid (Bid size)	- USD (-)
Ask (Ask size)	- USD (-)
Open	162.2711 USD
High	162.2711 USD
Low	162.2711 USD
Close (prev. day)	161.5125 USD
Underlying	CHEVRON CORPORATION
Underlying price (date)	162.67 (24/05/17)
Settlement price (date)	162.27 (24/05/17)
Open Interest	0

Performance and Risk

	6m	1y	3y
Perf (%)	-	-	-
Perf (abs.)	-	-	-
Beta	-	-	-
Volatility	-	-	-

Futures and Options

Related Futures	-
Related Options	-

5y












Information about previous performance does not guarantee future performance.
 Source: FactSet

Price data

Ø price 5 days Ø volume 5 days (pcs.)	163.2813 USD (0)
Ø price 30 days Ø volume 30 days (pcs.)	162.4920 USD (0)
Ø price 100 days Ø volume 100 days (pcs.)	- USD (-)
Ø price 250 days Ø volume 250 days (pcs.)	- USD (-)
YTD High date	- USD (-)
YTD Low date	- USD (-)
52 Weeks High date	- USD (-)
52 Weeks Low date	- USD (-)

Recent Research

on underlying	on sector	on market	
Date		Headline	Download
2024/04/26		Global Equity Ratings	
2024/04/26		Aktienempfehlungen Global	
2024/04/03		Global Equity Ratings	
2024/04/03		Aktienempfehlungen Global	
2024/03/13		Global Equity Ratings	