


CISCO SYSTEMS INC. FUTURE (CSCF) - EUX/202502

2024/05/29 18:45:02

Price
46.9337 USD

Difference  **-1.12% (-0.53)**

General attributes

Symbol: CSCFG25
 Exchange: Eurex
 Currency: USD
 Security type: Future
 Underlying: CISCO SYSTEMS INC
 Maturity: 02-2025
 Contract size: 100

Market data

Bid (Bid size): - USD (-)
 Ask (Ask size): - USD (-)
 Open: 46.9337 USD
 High: 46.9337 USD
 Low: 46.9337 USD
 Close (prev. day): 47.4646 USD
 Underlying: CISCO SYSTEMS INC
 Underlying price (date): 46.075 (24/05/29)
 Settlement price (date): 46.93 (24/05/29)
 Open Interest: 0

Performance and Risk

| | 6m | 1y | 3y |
|-------------|----|----|----|
| Perf (%) | - | - | - |
| Perf (abs.) | - | - | - |
| Beta | - | - | - |
| Volatility | - | - | - |

Futures and Options

Related Futures: -
 Related Options: -













Information about previous performance does not guarantee future performance.
 Source: FactSet

Price data

Ø price 5 days | Ø volume 5 days (pcs.): 47.4227 USD (0)
 Ø price 30 days | Ø volume 30 days (pcs.): 48.5278 USD (0)
 Ø price 100 days | Ø volume 100 days (pcs.): - USD (-)
 Ø price 250 days | Ø volume 250 days (pcs.): - USD (-)
 YTD High | date: - USD (-)
 YTD Low | date: - USD (-)
 52 Weeks High | date: - USD (-)
 52 Weeks Low | date: - USD (-)

Recent Research

| on underlying on sector on market | | | |
|---------------------------------------|---|---------------------------|---|
| Date | | Headline | Download |
| 2024/05/29 |  | Global Equity Ratings |  |
| 2024/05/29 |  | Aktienempfehlungen Global |  |
| 2024/04/26 |  | Global Equity Ratings |  |
| 2024/04/26 |  | Aktienempfehlungen Global |  |
| 2024/04/03 |  | Global Equity Ratings |  |