

CISCO SYSTEMS INC. FUTURE (CSCF) - EUX/202502

| | |
|---------------------------|---|
| 2024/05/17 19:04:50 | |
| Price | 49.0307 USD |
| Difference |  -0.81% (-0.40) |
| General attributes | |
| Symbol | CSCFG25 |
| Exchange | Eurex |
| Currency | USD |
| Security type | Future |
| Underlying | CISCO SYSTEMS INC |
| Maturity | 02-2025 |
| Contract size | 100 |
| Market data | |
| Bid (Bid size) | - USD (-) |
| Ask (Ask size) | - USD (-) |
| Open | 49.0307 USD |
| High | 49.0307 USD |
| Low | 49.0307 USD |
| Close (prev. day) | 49.4299 USD |
| Underlying | CISCO SYSTEMS INC |
| Underlying price (date) | 48.17 (24/05/17) |
| Settlement price (date) | 49.03 (24/05/17) |
| Open Interest | 0 |













Information about previous performance does not guarantee future performance.
Source: FactSet

| | | | |
|-----------------------------|-----------|-----------|-----------|
| Performance and Risk | | | |
| | 6m | 1y | 3y |
| Perf (%) | - | - | - |
| Perf (abs.) | - | - | - |
| Beta | - | - | - |
| Volatility | - | - | - |

| | |
|----------------------------|---|
| Futures and Options | |
| Related Futures | - |
| Related Options | - |

| | |
|---|-----------------|
| Price data | |
| Ø price 5 days Ø volume 5 days (pcs.) | 49.4997 USD (0) |
| Ø price 30 days Ø volume 30 days (pcs.) | 49.1421 USD (0) |
| Ø price 100 days Ø volume 100 days (pcs.) | - USD (-) |
| Ø price 250 days Ø volume 250 days (pcs.) | - USD (-) |
| YTD High date | - USD (-) |
| YTD Low date | - USD (-) |
| 52 Weeks High date | - USD (-) |
| 52 Weeks Low date | - USD (-) |

| | | | |
|------------------------|---|---------------------------|---|
| Recent Research | | | |
| on underlying | on sector | on market | |
| Date | | Headline | Download |
| 2024/04/26 |  | Global Equity Ratings |  |
| 2024/04/26 |  | Aktienempfehlungen Global |  |
| 2024/04/03 |  | Global Equity Ratings |  |
| 2024/04/03 |  | Aktienempfehlungen Global |  |
| 2024/03/13 |  | Global Equity Ratings |  |