

# MERCK & CO. INC. FUTURE (MCCF) - EUX/202502

2024/07/17 18:45:58

**Price**  
**128.3467** USD

**Difference**  **-1.80% (-2.36)**

### General attributes

Symbol	MCCFG25
Exchange	Eurex
Currency	USD
Security type	Future
Underlying	MERCK & CO. INC.
Maturity	02-2025
Contract size	100

### Market data

Bid (Bid size)	- USD (-)
Ask (Ask size)	- USD (-)
Open	128.3467 USD
High	128.3467 USD
Low	128.3467 USD
Close (prev. day)	130.7045 USD
Underlying	MERCK & CO. INC.
Underlying price (date)	125.89 (24/07/17)
Settlement price (date)	128.35 (24/07/17)
Open Interest	0

### Performance and Risk

	6m	1y	3y
Perf (%)	-	-	-
Perf (abs.)	-	-	-
Beta	-	-	-
Volatility	-	-	-

### Futures and Options

Related Futures	-
Related Options	-

5y












Information about previous performance does not guarantee future performance.  
Source: FactSet

### Price data

Ø price 5 days   Ø volume 5 days (pcs.)	130.6315 USD (0)
Ø price 30 days   Ø volume 30 days (pcs.)	131.7547 USD (0)
Ø price 100 days   Ø volume 100 days (pcs.)	130.9675 USD (0)
Ø price 250 days   Ø volume 250 days (pcs.)	- USD (-)
YTD High   date	- USD (-)
YTD Low   date	- USD (-)
52 Weeks High   date	- USD (-)
52 Weeks Low   date	- USD (-)

### Recent Research

on underlying	on sector	on market	
Date		Headline	Download
2024/07/15		Aktienempfehlungen Global	
2024/07/12		Global Equity Ratings	
2024/06/21		Global Equity Ratings	
2024/06/21		Aktienempfehlungen Global	
2024/06/14		Global Equity Ratings	