

MERCK & CO. INC. FUTURE (MCCF) - EUX/202502

2024/05/02 18:23:47

Price
132.4452 USD

Difference  -1.16% (-1.56)

General attributes

Symbol	MCCFG25
Exchange	Eurex
Currency	USD
Security type	Future
Underlying	MERCK & CO. INC.
Maturity	02-2025
Contract size	100

Market data

Bid (Bid size)	- USD (-)
Ask (Ask size)	- USD (-)
Open	132.4452 USD
High	132.4452 USD
Low	132.4452 USD
Close (prev. day)	134.005 USD
Underlying	MERCK & CO. INC.
Underlying price (date)	127.89 (24/05/03)
Settlement price (date)	132.45 (24/05/02)
Open Interest	0

Performance and Risk

	6m	1y	3y
Perf (%)	-	-	-
Perf (abs.)	-	-	-
Beta	-	-	-
Volatility	-	-	-

Futures and Options

Related Futures	-
Related Options	-

5y












Information about previous performance does not guarantee future performance.
Source: FactSet

Price data

Ø price 5 days Ø volume 5 days (pcs.)	133.9037 USD (0)
Ø price 30 days Ø volume 30 days (pcs.)	130.8620 USD (0)
Ø price 100 days Ø volume 100 days (pcs.)	- USD (-)
Ø price 250 days Ø volume 250 days (pcs.)	- USD (-)
YTD High date	- USD (-)
YTD Low date	- USD (-)
52 Weeks High date	- USD (-)
52 Weeks Low date	- USD (-)

Recent Research

on underlying	on sector	on market	
Date		Headline	Download
2024/04/26		Global Equity Ratings	
2024/04/26		Aktienempfehlungen Global	
2024/04/03		Global Equity Ratings	
2024/04/03		Aktienempfehlungen Global	
2024/03/13		Global Equity Ratings	